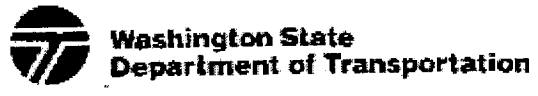


Diamond Traffic Counter.



Interval 15 MIN 60 MIN
 Count(volume) Binned(CL/SP)
 Speed Lane No 1 2

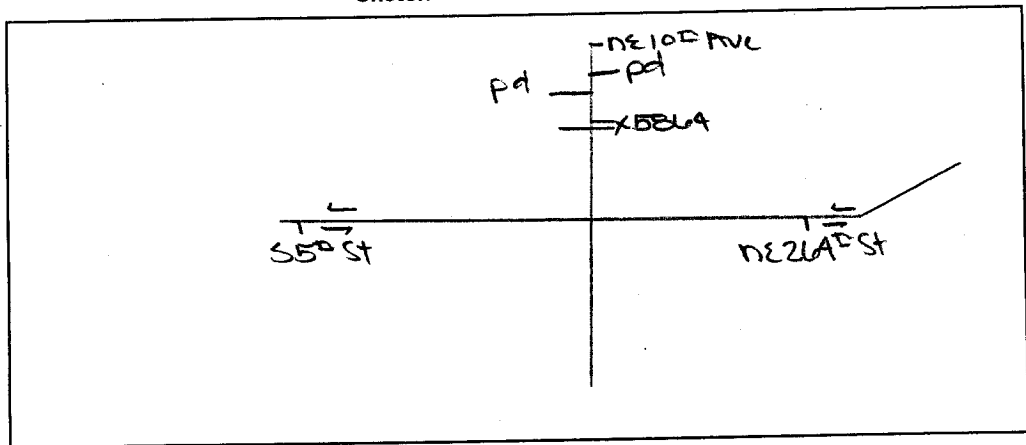
Direction CH #1 bw
 Direction CH #2 nb
 Data Hog # 7066

Counter No. 15- 5864 Count ID SP#07-006
 SR 5 RRT/RRQ _____ MP 14.21
 Leg n Direction cell, 2 OSID A

Station Description - ON NE 10th Ave nb 55th St / NE 26th St

| Date | Day | Time | Comments |
|--------|-----|------|--|
| 4/9/07 | 2 | 1141 | Manual (1) <u>3</u> (2) <u>1</u> set cntr as A, B Counter (1) <u>3</u> (2) <u>1</u> cntr ok AH 6.4 |
| 4/10 | 3 | 0828 | Manual (1) <u>11</u> (2) <u>4</u> Counter (1) <u>11</u> (2) <u>4</u> cntr ok AH 6.5 |
| 4/11 | 4 | 0822 | Manual (1) <u>13</u> (2) <u>7</u> Counter (1) <u>13</u> (2) <u>7</u> cntr ok AH 6.5 |
| 4/12 | 5 | 0824 | Manual (1) <u>5</u> (2) <u>2</u> Counter (1) <u>5</u> (2) <u>2</u> cntr ok AH 6.4 |
| 4/12 | 6 | 1717 | Manual (1) <u>1</u> (2) <u>1</u> cntr p/u AH Counter (1) <u>1</u> (2) <u>1</u> requested to plo thru construction starting Fri am 6.9 |

Sketch



Attard
 Field Person

SR 005 MP 014.21 OFF SYSTEM ID. A LEG N DIRECTION OF TRAFFIC SOUTHBOUND LANE ALL OF
COUNT IDENTIFIER 07-006 COUNTER NUMBER 155864 DESCRIPTION: ON NE 10TH AVE N/O NE 264TH ST

| 04/09/07 MONDAY | AM HOURS | | | | | | | | | | | | PM HOURS | | | | | | | | | | | | DAILY TOTAL |
|-----------------|----------|---|---|---|---|---|---|---|----|----|----|----|----------|---|---|---|---|---|---|---|----|----|----|-----|-------------|
| | 1 | 2 | 3 | 4 | 5 | 6 | 7 | 8 | 9 | 10 | 11 | 12 | 1 | 2 | 3 | 4 | 5 | 6 | 7 | 8 | 9 | 10 | 11 | 12 | |
| 12 | 1 | 2 | 3 | 4 | 5 | 6 | 7 | 8 | 9 | 10 | 11 | 12 | 1 | 2 | 3 | 4 | 5 | 6 | 7 | 8 | 9 | 10 | 11 | 12 | 15 |
| 1 | 2 | 3 | 4 | 5 | 6 | 7 | 8 | 9 | 10 | 11 | 12 | 1 | 2 | 3 | 4 | 5 | 6 | 7 | 8 | 9 | 10 | 11 | 12 | 453 | |
| TOT | 15 | | | | | | | | | | | | 32 | | | | | | | | | | | | 468 |

AM PEAK HOUR 0000 TO 0000 VOLUME 0
PM PEAK HOUR 0245 TO 0345 VOLUME 68
AM TOTAL 15
PM TOTAL 453

| 04/10/07 TUESDAY | AM HOURS | | | | | | | | | | | | PM HOURS | | | | | | | | | | | | DAILY TOTAL |
|------------------|----------|---|---|---|---|---|---|---|----|----|----|----|----------|---|---|---|---|---|---|---|----|----|----|-----|-------------|
| | 1 | 2 | 3 | 4 | 5 | 6 | 7 | 8 | 9 | 10 | 11 | 12 | 1 | 2 | 3 | 4 | 5 | 6 | 7 | 8 | 9 | 10 | 11 | 12 | |
| 12 | 1 | 2 | 3 | 4 | 5 | 6 | 7 | 8 | 9 | 10 | 11 | 12 | 1 | 2 | 3 | 4 | 5 | 6 | 7 | 8 | 9 | 10 | 11 | 12 | 866 |
| 1 | 2 | 3 | 4 | 5 | 6 | 7 | 8 | 9 | 10 | 11 | 12 | 1 | 2 | 3 | 4 | 5 | 6 | 7 | 8 | 9 | 10 | 11 | 12 | 523 | |
| TOT | 80 | | | | | | | | | | | | 47 | | | | | | | | | | | | 866 |

AM PEAK HOUR 0800 TO 0900 VOLUME 80
PM PEAK HOUR 0245 TO 0345 VOLUME 84
AM TOTAL 80
PM TOTAL 523

| 04/11/07 WEDNESDAY | AM HOURS | | | | | | | | | | | | PM HOURS | | | | | | | | | | | | DAILY TOTAL |
|--------------------|----------|---|---|---|---|---|---|---|----|----|----|----|----------|---|---|---|---|---|---|---|----|----|----|-----|-------------|
| | 1 | 2 | 3 | 4 | 5 | 6 | 7 | 8 | 9 | 10 | 11 | 12 | 1 | 2 | 3 | 4 | 5 | 6 | 7 | 8 | 9 | 10 | 11 | 12 | |
| 12 | 1 | 2 | 3 | 4 | 5 | 6 | 7 | 8 | 9 | 10 | 11 | 12 | 1 | 2 | 3 | 4 | 5 | 6 | 7 | 8 | 9 | 10 | 11 | 12 | 782 |
| 1 | 2 | 3 | 4 | 5 | 6 | 7 | 8 | 9 | 10 | 11 | 12 | 1 | 2 | 3 | 4 | 5 | 6 | 7 | 8 | 9 | 10 | 11 | 12 | 457 | |
| TOT | 70 | | | | | | | | | | | | 45 | | | | | | | | | | | | 782 |

AM PEAK HOUR 0745 TO 0845 VOLUME 71
PM PEAK HOUR 0300 TO 0400 VOLUME 86
AM TOTAL 71
PM TOTAL 457

SR 005 MP 014.21 OFF SYSTEM ID. A LEG N DIRECTION OF TRAFFIC SOUTHBOUND LANE ALL OF

COUNT IDENTIFIER 07-006 COUNTER NUMBER 155864 DESCRIPTION: ON NE 10TH AVE N/O NE 264TH ST

| 04/12/07 THURSDAY | AM HOURS | | | | | | | | | | | | PM HOURS | | | | | | | | | | | | DAILY TOTAL |
|-------------------|----------|---|---|---|---|----|----|----|----|----|----|----|----------|----|----|----|----|----|----|----|----|----|----|----|-------------|
| | 1 | 2 | 3 | 4 | 5 | 6 | 7 | 8 | 9 | 10 | 11 | 12 | 1 | 2 | 3 | 4 | 5 | 6 | 7 | 8 | 9 | 10 | 11 | 12 | |
| 12 | 1 | 2 | 3 | 4 | 5 | 6 | 7 | 8 | 9 | 10 | 11 | 12 | 1 | 2 | 3 | 4 | 5 | 6 | 7 | 8 | 9 | 10 | 11 | 12 | 682 |
| 1 | 2 | 3 | 4 | 5 | 6 | 7 | 8 | 9 | 10 | 11 | 12 | 1 | 2 | 3 | 4 | 5 | 6 | 7 | 8 | 9 | 10 | 11 | 12 | | |
| 2 | 1 | 1 | 2 | 1 | 4 | 7 | 13 | 23 | 14 | 10 | 9 | 8 | 14 | 13 | 20 | 15 | 13 | 13 | 13 | 20 | 23 | 15 | 13 | | |
| 3 | 3 | 2 | 2 | 1 | 1 | 9 | 16 | 24 | 13 | 10 | 14 | 14 | 11 | 18 | 28 | 23 | 23 | 18 | 28 | 23 | 16 | 14 | 14 | | |
| 30-45 | 1 | 1 | 1 | 1 | 1 | 8 | 12 | 18 | 10 | 16 | 10 | 14 | 14 | 13 | 16 | 14 | 14 | 13 | 16 | 14 | 14 | 14 | 14 | | |
| 45-00 | 1 | 1 | 1 | 2 | 4 | 9 | 19 | 19 | 9 | 13 | 10 | 15 | 9 | 24 | 21 | 12 | 12 | 12 | 12 | 21 | 12 | 12 | 12 | | |
| HOUR | 7 | 1 | 4 | 3 | 4 | 17 | 37 | 59 | 84 | 46 | 49 | 43 | 51 | 47 | 68 | 85 | 64 | 13 | | | | | | | |
| TOT | 7 | 1 | 4 | 3 | 4 | 17 | 37 | 59 | 84 | 46 | 49 | 43 | 51 | 47 | 68 | 85 | 64 | 13 | | | | | | | |

AM PEAK HOUR 0745 TO 0845 VOLUME 84 AM TOTAL 354
PM PEAK HOUR 0245 TO 0345 VOLUME 88 PM TOTAL 328

04/09/07 THRU 04/12/07
TOTAL HOURS FOR COUNT 77

3 DAYS AVG WEEKDAY VOL 818 X SEASONAL ADJ. FACTOR 1.0000 = 818 X AXLE CORR FACTOR 1.0000 = ESTIMATED AVG DAILY TRAFFIC 818

SR 005 MP 014.21 OFF SYSTEM ID. A LEG N DIRECTION OF TRAFFIC NORTHBOUND LANE ALL OF

COUNT IDENTIFIER 07-006 COUNTER NUMBER 155864 DESCRIPTION: ON NE 10TH AVE N/O NE 264TH ST

| 04/09/07 | MONDAY | AM HOURS | | | | | | | | | | | | PM HOURS | | | | | | | | | | | | AM TOTAL | PM TOTAL | DAILY TOTAL |
|----------|--------|----------|---|---|---|---|---|---|---|----|----|----|----|----------|---|---|---|---|---|---|---|----|----|----|----|----------|----------|-------------|
| HOUR | | 1 | 2 | 3 | 4 | 5 | 6 | 7 | 8 | 9 | 10 | 11 | 12 | 1 | 2 | 3 | 4 | 5 | 6 | 7 | 8 | 9 | 10 | 11 | 12 | | | |
| 00-15 | 12 | 1 | 2 | 3 | 4 | 5 | 6 | 7 | 8 | 9 | 10 | 11 | 12 | 1 | 2 | 3 | 4 | 5 | 6 | 7 | 8 | 9 | 10 | 11 | 12 | | | |
| 15-30 | 1 | 2 | 3 | 4 | 5 | 6 | 7 | 8 | 9 | 10 | 11 | 12 | 1 | 2 | 3 | 4 | 5 | 6 | 7 | 8 | 9 | 10 | 11 | 12 | | | | |
| 30-45 | | | | | | | | | | | | | | | | | | | | | | | | | | | | |
| 45-00 | | | | | | | | | | | | | | | | | | | | | | | | | | | | |
| TOT | | | | | | | | | | | | | | | | | | | | | | | | | | | | |

| 04/10/07 | TUESDAY | AM HOURS | | | | | | | | | | | | PM HOURS | | | | | | | | | | | | AM TOTAL | PM TOTAL | DAILY TOTAL |
|----------|---------|----------|---|---|---|---|---|---|---|----|----|----|----|----------|---|---|---|---|---|---|---|----|----|----|----|----------|----------|-------------|
| HOUR | | 1 | 2 | 3 | 4 | 5 | 6 | 7 | 8 | 9 | 10 | 11 | 12 | 1 | 2 | 3 | 4 | 5 | 6 | 7 | 8 | 9 | 10 | 11 | 12 | | | |
| 00-15 | 12 | 1 | 2 | 3 | 4 | 5 | 6 | 7 | 8 | 9 | 10 | 11 | 12 | 1 | 2 | 3 | 4 | 5 | 6 | 7 | 8 | 9 | 10 | 11 | 12 | | | |
| 15-30 | 1 | 2 | 3 | 4 | 5 | 6 | 7 | 8 | 9 | 10 | 11 | 12 | 1 | 2 | 3 | 4 | 5 | 6 | 7 | 8 | 9 | 10 | 11 | 12 | | | | |
| 30-45 | | | | | | | | | | | | | | | | | | | | | | | | | | | | |
| 45-00 | | | | | | | | | | | | | | | | | | | | | | | | | | | | |
| TOT | | | | | | | | | | | | | | | | | | | | | | | | | | | | |

| 04/11/07 | WEDNESDAY | AM HOURS | | | | | | | | | | | | PM HOURS | | | | | | | | | | | | AM TOTAL | PM TOTAL | DAILY TOTAL |
|----------|-----------|----------|---|---|---|---|---|---|---|----|----|----|----|----------|---|---|---|---|---|---|---|----|----|----|----|----------|----------|-------------|
| HOUR | | 1 | 2 | 3 | 4 | 5 | 6 | 7 | 8 | 9 | 10 | 11 | 12 | 1 | 2 | 3 | 4 | 5 | 6 | 7 | 8 | 9 | 10 | 11 | 12 | | | |
| 00-15 | 12 | 1 | 2 | 3 | 4 | 5 | 6 | 7 | 8 | 9 | 10 | 11 | 12 | 1 | 2 | 3 | 4 | 5 | 6 | 7 | 8 | 9 | 10 | 11 | 12 | | | |
| 15-30 | 1 | 2 | 3 | 4 | 5 | 6 | 7 | 8 | 9 | 10 | 11 | 12 | 1 | 2 | 3 | 4 | 5 | 6 | 7 | 8 | 9 | 10 | 11 | 12 | | | | |
| 30-45 | | | | | | | | | | | | | | | | | | | | | | | | | | | | |
| 45-00 | | | | | | | | | | | | | | | | | | | | | | | | | | | | |
| TOT | | | | | | | | | | | | | | | | | | | | | | | | | | | | |

AM PEAK HOUR 0900 TO 1000 VOLUME 71
 PM PEAK HOUR 0430 TO 0530 VOLUME 117
 AM TOTAL 317
 PM TOTAL 673
 DAILY TOTAL 990

SR 005 MP 014.21 OFF SYSTEM ID. A LEG N DIRECTION OF TRAFFIC BOTH WAYS LANE ALL OF
 COUNT IDENTIFIER 07-006 COUNTER NUMBER 155864 DESCRIPTION: ON NE 10TH AVE N/O NE 264TH ST

| 04/09/07 MONDAY | AM HOURS | | | | | | | | | | | | PM HOURS | | | | | | | | | | | | DAILY TOTAL |
|-----------------|----------|---|---|---|---|----|----|----|-----|-----|----|-----|----------|-----|-----|-----|-----|-----|-----|----|----|----|----|-----|-------------|
| | 1 | 2 | 3 | 4 | 5 | 6 | 7 | 8 | 9 | 10 | 11 | 12 | 1 | 2 | 3 | 4 | 5 | 6 | 7 | 8 | 9 | 10 | 11 | 12 | |
| 12 | 1 | 2 | 3 | 4 | 5 | 6 | 7 | 8 | 9 | 10 | 11 | 12 | 1 | 2 | 3 | 4 | 5 | 6 | 7 | 8 | 9 | 10 | 11 | 12 | 124 |
| 1 | 2 | 3 | 4 | 5 | 6 | 7 | 8 | 9 | 10 | 11 | 12 | 1 | 2 | 3 | 4 | 5 | 6 | 7 | 8 | 9 | 10 | 11 | 12 | 178 | |
| 00-15 | | | | | | | | | | | | | | | | | | | | | | | | | |
| 15-30 | | | | | | | | | | | | | | | | | | | | | | | | | |
| 30-45 | | | | | | | | | | | | | | | | | | | | | | | | | |
| 45-00 | | | | | | | | | | | | | | | | | | | | | | | | | |
| HOUR | | | | | | | | | | | | | | | | | | | | | | | | | |
| TOT | 13 | 5 | 8 | 4 | 6 | 27 | 36 | 90 | 117 | 116 | 99 | 121 | 113 | 116 | 129 | 162 | 150 | 157 | 104 | 58 | 59 | 50 | 23 | 9 | 1772 |

AM PEAK HOUR 0000 TO 0000 VOLUME 0
 PM PEAK HOUR 0200 TO 0300 VOLUME 167
 AM TOTAL 44
 PM TOTAL 1160

| 04/10/07 TUESDAY | AM HOURS | | | | | | | | | | | | PM HOURS | | | | | | | | | | | | DAILY TOTAL |
|------------------|----------|---|---|----|----|----|----|-----|-----|----|-----|-----|----------|-----|-----|-----|-----|-----|-----|----|----|----|----|-----|-------------|
| | 1 | 2 | 3 | 4 | 5 | 6 | 7 | 8 | 9 | 10 | 11 | 12 | 1 | 2 | 3 | 4 | 5 | 6 | 7 | 8 | 9 | 10 | 11 | 12 | |
| 12 | 1 | 2 | 3 | 4 | 5 | 6 | 7 | 8 | 9 | 10 | 11 | 12 | 1 | 2 | 3 | 4 | 5 | 6 | 7 | 8 | 9 | 10 | 11 | 12 | 1953 |
| 1 | 2 | 3 | 4 | 5 | 6 | 7 | 8 | 9 | 10 | 11 | 12 | 1 | 2 | 3 | 4 | 5 | 6 | 7 | 8 | 9 | 10 | 11 | 12 | 176 | |
| 00-15 | | | | | | | | | | | | | | | | | | | | | | | | | |
| 15-30 | | | | | | | | | | | | | | | | | | | | | | | | | |
| 30-45 | | | | | | | | | | | | | | | | | | | | | | | | | |
| 45-00 | | | | | | | | | | | | | | | | | | | | | | | | | |
| HOUR | | | | | | | | | | | | | | | | | | | | | | | | | |
| TOT | 13 | 5 | 4 | 10 | 10 | 22 | 51 | 116 | 131 | 91 | 124 | 104 | 116 | 130 | 164 | 150 | 152 | 153 | 138 | 91 | 78 | 53 | 23 | 24 | 1953 |

AM PEAK HOUR 0730 TO 0830 VOLUME 131
 PM PEAK HOUR 0430 TO 0530 VOLUME 176
 AM TOTAL 681
 PM TOTAL 1272

| 04/11/07 WEDNESDAY | AM HOURS | | | | | | | | | | | | PM HOURS | | | | | | | | | | | | DAILY TOTAL |
|--------------------|----------|---|---|---|---|----|----|----|-----|-----|----|-----|----------|-----|-----|-----|-----|-----|-----|----|----|----|----|-----|-------------|
| | 1 | 2 | 3 | 4 | 5 | 6 | 7 | 8 | 9 | 10 | 11 | 12 | 1 | 2 | 3 | 4 | 5 | 6 | 7 | 8 | 9 | 10 | 11 | 12 | |
| 12 | 1 | 2 | 3 | 4 | 5 | 6 | 7 | 8 | 9 | 10 | 11 | 12 | 1 | 2 | 3 | 4 | 5 | 6 | 7 | 8 | 9 | 10 | 11 | 12 | 1772 |
| 1 | 2 | 3 | 4 | 5 | 6 | 7 | 8 | 9 | 10 | 11 | 12 | 1 | 2 | 3 | 4 | 5 | 6 | 7 | 8 | 9 | 10 | 11 | 12 | 178 | |
| 00-15 | | | | | | | | | | | | | | | | | | | | | | | | | |
| 15-30 | | | | | | | | | | | | | | | | | | | | | | | | | |
| 30-45 | | | | | | | | | | | | | | | | | | | | | | | | | |
| 45-00 | | | | | | | | | | | | | | | | | | | | | | | | | |
| HOUR | | | | | | | | | | | | | | | | | | | | | | | | | |
| TOT | 13 | 5 | 8 | 4 | 6 | 27 | 36 | 90 | 117 | 116 | 99 | 121 | 113 | 116 | 129 | 162 | 150 | 157 | 104 | 58 | 59 | 50 | 23 | 9 | 1772 |

AM PEAK HOUR 0745 TO 0845 VOLUME 124
 PM PEAK HOUR 0430 TO 0530 VOLUME 178
 AM TOTAL 642
 PM TOTAL 1130

| SR 005 | MP 014.21 | OFF SYSTEM ID. A | LEG N | DIRECTION OF TRAFFIC | BOTH WAYS | LANE ALL OF | |
|-------------------|-----------|------------------|--------|---|-----------|-------------|------|
| COUNT IDENTIFIER | 07-006 | COUNTER NUMBER | 155864 | DESCRIPTION: ON NE 10TH AVE N/O NE 264TH ST | | | |
| 04/12/07 THURSDAY | | | | | | | |
| | | AM HOURS | | | PM HOURS | | |
| | | 12 | 1 | 2 | 3 | 4 | |
| | | 1 | 2 | 3 | 4 | 5 | |
| | | 2 | 3 | 4 | 5 | 6 | |
| | | 3 | 4 | 5 | 6 | 7 | |
| | | 4 | 5 | 6 | 7 | 8 | |
| | | 5 | 6 | 7 | 8 | 9 | |
| | | 6 | 7 | 8 | 9 | 10 | |
| | | 7 | 8 | 9 | 10 | 11 | |
| | | 8 | 9 | 10 | 11 | 12 | |
| | | 9 | 10 | 11 | 12 | DAILY TOTAL | |
| | | 10 | 11 | 12 | 1 | | |
| | | 11 | 12 | 1 | 2 | | |
| | | 12 | 1 | 2 | 3 | | |
| | | 1 | 2 | 3 | 4 | | |
| | | 2 | 3 | 4 | 5 | | |
| | | 3 | 4 | 5 | 6 | | |
| | | 4 | 5 | 6 | 7 | | |
| | | 5 | 6 | 7 | 8 | | |
| | | 6 | 7 | 8 | 9 | | |
| | | 7 | 8 | 9 | 10 | | |
| | | 8 | 9 | 10 | 11 | | |
| | | 9 | 10 | 11 | 12 | | |
| | | 10 | 11 | 12 | | | |
| | | 11 | 12 | | | | |
| | | 12 | | | | | |
| | | TOT | 15 | 1 | 8 | 4 | 77 |
| | | | 1 | 8 | 4 | 7 | |
| | | | 28 | 52 | 97 | 155 | |
| | | | 91 | 81 | 103 | 227 | |
| | | | 164 | 186 | 190 | 195 | |
| | | | 229 | 186 | 158 | 40 | |
| | | | | | | | 1638 |

04/09/07 THRU 04/12/07
TOTAL HOURS FOR COUNT 77

3 DAYS
 AVG WEEKDAY VOL 1842 X SEASONAL ADJ. FACTOR 1.0000 = 1842 X AXLE CORR FACTOR 1.0000 = ESTIMATED AVG DAILY TRAFFIC 1842
 PEAK HOUR PERCENTAGES: K = 12.43 D = 75.11
 PEAK HOUR LOCATION : VOLUME = 229 DATE: 04/12/07 TIME: 12:15 PM



Interval 15 MIN 60 MIN
 Count(volume) Binned(CL/SP)
 Speed Lane No 1 2

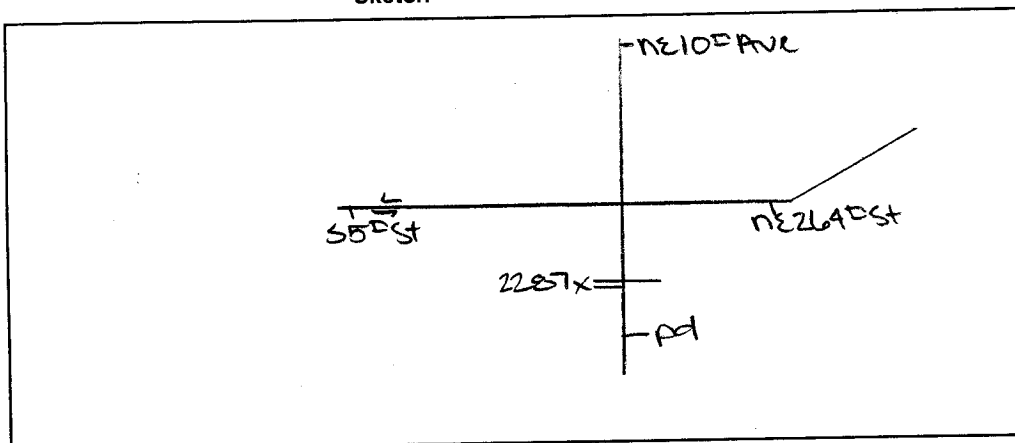
Direction CH #1 bw
 Direction CH #2 sb
 Data Hog # 7066

Counter No. 15-2287 Count ID SP#07-006
 SR 5 RRT/RRQ _____ MP 14.21
 Leg S Direction cell, 2 OSID A

Station Description ON NE 10^E AVE SLO ~~S 5^E ST~~ / NE 26^E ST

| Date | Day | Time | Comments |
|--------|-----|------|--|
| 4/9/07 | 2 | 1154 | Manual (1) <u>A</u> (2) <u>A</u> set cntr as <u>A, B</u> Counter (1) <u>A</u> (2) <u>A</u> cntr ok AH 6.5 |
| 4/10 | 3 | 0845 | Manual (1) <u>43</u> (2) <u>21</u> Counter (1) <u>43</u> (2) <u>21</u> cntr ok AH 6.9 |
| 4/11 | 4 | 0840 | Manual (1) <u>36</u> (2) <u>20</u> Counter (1) <u>36</u> (2) <u>20</u> cntr ok AH 6.7 |
| 4/12 | 5 | 0838 | Manual (1) <u>41</u> (2) <u>14</u> Counter (1) <u>41</u> (2) <u>14</u> cntr ok AH 6.5 |
| 4/12 | 6 | 1731 | Manual (1) <u>1</u> (2) <u>1</u> cntr p/u AH Counter (1) <u>1</u> (2) <u>1</u> requested to plus thru construction starting Fri am 7.0 |

Sketch



Attaw
Field Person

STATE OF WASHINGTON - DEPARTMENT OF TRANSPORTATION
TRIP SYSTEM
15 MINUTE TRAFFIC COUNT SUMMARY

SR 005 MP 014.21 OFF SYSTEM ID. A LEG S DIRECTION OF TRAFFIC SOUTHBOUND LANE ALL OF
COUNT IDENTIFIER 07-006 COUNTER NUMBER 152287 DESCRIPTION: ON NE 10TH AVE S/O NE 264TH ST

| 04/09/07 MONDAY | AM HOURS | | | | | | | | | | | | PM HOURS | | | | | | | | | | | | DAILY TOTAL |
|-----------------|----------|----|----|---|---|----|----|-----|-----|-----|-----|-----|----------|-----|-----|-----|-----|-----|-----|-----|-----|----|----|-----|-------------|
| | 1 | 2 | 3 | 4 | 5 | 6 | 7 | 8 | 9 | 10 | 11 | 12 | 1 | 2 | 3 | 4 | 5 | 6 | 7 | 8 | 9 | 10 | 11 | 12 | |
| 12 | 1 | 2 | 3 | 4 | 5 | 6 | 7 | 8 | 9 | 10 | 11 | 12 | 1 | 2 | 3 | 4 | 5 | 6 | 7 | 8 | 9 | 10 | 11 | 12 | 136 |
| 1 | 2 | 3 | 4 | 5 | 6 | 7 | 8 | 9 | 10 | 11 | 12 | 1 | 2 | 3 | 4 | 5 | 6 | 7 | 8 | 9 | 10 | 11 | 12 | 136 | |
| TOT | 25 | 10 | 15 | 7 | 9 | 47 | 96 | 212 | 237 | 216 | 223 | 249 | 211 | 223 | 293 | 335 | 341 | 348 | 197 | 147 | 129 | 93 | 48 | 21 | 3732 |

AM PEAK HOUR 0000 TO 0030 VOLUME 0
PM PEAK HOUR 0330 TO 0430 VOLUME 366
AM TOTAL 2243
PM TOTAL 0

| 04/10/07 TUESDAY | AM HOURS | | | | | | | | | | | | PM HOURS | | | | | | | | | | | | DAILY TOTAL |
|------------------|----------|---|----|---|----|----|----|-----|-----|-----|-----|-----|----------|-----|-----|-----|-----|-----|-----|-----|-----|----|----|------|-------------|
| | 1 | 2 | 3 | 4 | 5 | 6 | 7 | 8 | 9 | 10 | 11 | 12 | 1 | 2 | 3 | 4 | 5 | 6 | 7 | 8 | 9 | 10 | 11 | 12 | |
| 12 | 1 | 2 | 3 | 4 | 5 | 6 | 7 | 8 | 9 | 10 | 11 | 12 | 1 | 2 | 3 | 4 | 5 | 6 | 7 | 8 | 9 | 10 | 11 | 12 | 1369 |
| 1 | 2 | 3 | 4 | 5 | 6 | 7 | 8 | 9 | 10 | 11 | 12 | 1 | 2 | 3 | 4 | 5 | 6 | 7 | 8 | 9 | 10 | 11 | 12 | 1369 | |
| TOT | 32 | 8 | 10 | 9 | 13 | 51 | 99 | 212 | 268 | 227 | 191 | 249 | 232 | 241 | 313 | 343 | 343 | 305 | 261 | 160 | 124 | 83 | 55 | 33 | 3862 |

AM PEAK HOUR 0730 TO 0830 VOLUME 278
PM PEAK HOUR 0330 TO 0430 VOLUME 382
AM TOTAL 1369
PM TOTAL 2493

| 04/11/07 WEDNESDAY | AM HOURS | | | | | | | | | | | | PM HOURS | | | | | | | | | | | | DAILY TOTAL |
|--------------------|----------|----|----|---|---|----|----|-----|-----|-----|-----|-----|----------|-----|-----|-----|-----|-----|-----|-----|-----|----|----|------|-------------|
| | 1 | 2 | 3 | 4 | 5 | 6 | 7 | 8 | 9 | 10 | 11 | 12 | 1 | 2 | 3 | 4 | 5 | 6 | 7 | 8 | 9 | 10 | 11 | 12 | |
| 12 | 1 | 2 | 3 | 4 | 5 | 6 | 7 | 8 | 9 | 10 | 11 | 12 | 1 | 2 | 3 | 4 | 5 | 6 | 7 | 8 | 9 | 10 | 11 | 12 | 1346 |
| 1 | 2 | 3 | 4 | 5 | 6 | 7 | 8 | 9 | 10 | 11 | 12 | 1 | 2 | 3 | 4 | 5 | 6 | 7 | 8 | 9 | 10 | 11 | 12 | 1346 | |
| TOT | 25 | 10 | 15 | 7 | 9 | 47 | 96 | 212 | 237 | 216 | 223 | 249 | 211 | 223 | 293 | 335 | 341 | 348 | 197 | 147 | 129 | 93 | 48 | 21 | 3732 |

AM PEAK HOUR 1100 TO 1200 VOLUME 249
PM PEAK HOUR 0445 TO 0545 VOLUME 383
AM TOTAL 1346
PM TOTAL 2586

STATE OF WASHINGTON - DEPARTMENT OF TRANSPORTATION
TRIP SYSTEM
15 MINUTE TRAFFIC COUNT SUMMARY

SR 005 MP 014.21 OFF SYSTEM ID. A LEG S DIRECTION OF TRAFFIC NORTHBOUND LANE ALL OF

COUNT IDENTIFIER 07-006 COUNTER NUMBER 152287 DESCRIPTION: ON NE 10TH AVE S/O NE 264TH ST

| 04/09/07 | MONDAY | AM HOURS | | | | | | | | | | | | PM HOURS | | | | | | | | | | | | DAILY TOTAL |
|----------|--------|----------|---|---|---|---|---|---|---|----|----|----|----|----------|---|---|---|---|---|---|---|----|----|----|----|-------------|
| | | 1 | 2 | 3 | 4 | 5 | 6 | 7 | 8 | 9 | 10 | 11 | 12 | 1 | 2 | 3 | 4 | 5 | 6 | 7 | 8 | 9 | 10 | 11 | 12 | |
| 00-15 | 1 | 2 | 3 | 4 | 5 | 6 | 7 | 8 | 9 | 10 | 11 | 12 | 1 | 2 | 3 | 4 | 5 | 6 | 7 | 8 | 9 | 10 | 11 | 12 | | |
| 15-30 | 1 | 2 | 3 | 4 | 5 | 6 | 7 | 8 | 9 | 10 | 11 | 12 | 1 | 2 | 3 | 4 | 5 | 6 | 7 | 8 | 9 | 10 | 11 | 12 | | |
| 30-45 | 1 | 2 | 3 | 4 | 5 | 6 | 7 | 8 | 9 | 10 | 11 | 12 | 1 | 2 | 3 | 4 | 5 | 6 | 7 | 8 | 9 | 10 | 11 | 12 | | |
| 45-00 | 1 | 2 | 3 | 4 | 5 | 6 | 7 | 8 | 9 | 10 | 11 | 12 | 1 | 2 | 3 | 4 | 5 | 6 | 7 | 8 | 9 | 10 | 11 | 12 | | |
| HOUR | | | | | | | | | | | | | | | | | | | | | | | | | | |
| TOT | 12 | 1 | 2 | 3 | 4 | 5 | 6 | 7 | 8 | 9 | 10 | 11 | 12 | 1 | 2 | 3 | 4 | 5 | 6 | 7 | 8 | 9 | 10 | 11 | 12 | 2084 |
| | | | | | | | | | | | | | | | | | | | | | | | | | | |

AM PEAK HOUR 0000 TO 0000 VOLUME 303
PM PEAK HOUR 0400 TO 0500 VOLUME 303

| 04/10/07 | TUESDAY | AM HOURS | | | | | | | | | | | | PM HOURS | | | | | | | | | | | | DAILY TOTAL |
|----------|---------|----------|---|---|---|---|---|---|---|----|----|----|----|----------|---|---|---|---|---|---|---|----|----|----|----|-------------|
| | | 1 | 2 | 3 | 4 | 5 | 6 | 7 | 8 | 9 | 10 | 11 | 12 | 1 | 2 | 3 | 4 | 5 | 6 | 7 | 8 | 9 | 10 | 11 | 12 | |
| 00-15 | 1 | 2 | 3 | 4 | 5 | 6 | 7 | 8 | 9 | 10 | 11 | 12 | 1 | 2 | 3 | 4 | 5 | 6 | 7 | 8 | 9 | 10 | 11 | 12 | | |
| 15-30 | 1 | 2 | 3 | 4 | 5 | 6 | 7 | 8 | 9 | 10 | 11 | 12 | 1 | 2 | 3 | 4 | 5 | 6 | 7 | 8 | 9 | 10 | 11 | 12 | | |
| 30-45 | 1 | 2 | 3 | 4 | 5 | 6 | 7 | 8 | 9 | 10 | 11 | 12 | 1 | 2 | 3 | 4 | 5 | 6 | 7 | 8 | 9 | 10 | 11 | 12 | | |
| 45-00 | 1 | 2 | 3 | 4 | 5 | 6 | 7 | 8 | 9 | 10 | 11 | 12 | 1 | 2 | 3 | 4 | 5 | 6 | 7 | 8 | 9 | 10 | 11 | 12 | | |
| HOUR | | | | | | | | | | | | | | | | | | | | | | | | | | |
| TOT | 12 | 1 | 2 | 3 | 4 | 5 | 6 | 7 | 8 | 9 | 10 | 11 | 12 | 1 | 2 | 3 | 4 | 5 | 6 | 7 | 8 | 9 | 10 | 11 | 12 | 3817 |

AM PEAK HOUR 0645 TO 0745 VOLUME 300
PM PEAK HOUR 0445 TO 0545 VOLUME 331

| 04/11/07 | WEDNESDAY | AM HOURS | | | | | | | | | | | | PM HOURS | | | | | | | | | | | | DAILY TOTAL |
|----------|-----------|----------|----|----|----|-----|-----|-----|-----|-----|-----|-----|-----|----------|-----|-----|-----|-----|-----|-----|-----|----|----|----|------|-------------|
| | | 1 | 2 | 3 | 4 | 5 | 6 | 7 | 8 | 9 | 10 | 11 | 12 | 1 | 2 | 3 | 4 | 5 | 6 | 7 | 8 | 9 | 10 | 11 | 12 | |
| 00-15 | 1 | 2 | 3 | 4 | 5 | 6 | 7 | 8 | 9 | 10 | 11 | 12 | 1 | 2 | 3 | 4 | 5 | 6 | 7 | 8 | 9 | 10 | 11 | 12 | | |
| 15-30 | 1 | 2 | 3 | 4 | 5 | 6 | 7 | 8 | 9 | 10 | 11 | 12 | 1 | 2 | 3 | 4 | 5 | 6 | 7 | 8 | 9 | 10 | 11 | 12 | | |
| 30-45 | 1 | 2 | 3 | 4 | 5 | 6 | 7 | 8 | 9 | 10 | 11 | 12 | 1 | 2 | 3 | 4 | 5 | 6 | 7 | 8 | 9 | 10 | 11 | 12 | | |
| 45-00 | 1 | 2 | 3 | 4 | 5 | 6 | 7 | 8 | 9 | 10 | 11 | 12 | 1 | 2 | 3 | 4 | 5 | 6 | 7 | 8 | 9 | 10 | 11 | 12 | | |
| HOUR | | | | | | | | | | | | | | | | | | | | | | | | | | |
| TOT | 15 | 6 | 12 | 11 | 36 | 150 | 232 | 285 | 260 | 218 | 200 | 210 | 234 | 207 | 245 | 282 | 273 | 279 | 187 | 126 | 108 | 64 | 38 | 25 | 3703 | |

AM PEAK HOUR 0745 TO 0845 VOLUME 289
PM PEAK HOUR 0430 TO 0530 VOLUME 284

DOT-RNB515A-B

STATE OF WASHINGTON - DEPARTMENT OF TRANSPORTATION
TRIP SYSTEM
15 MINUTE TRAFFIC COUNT SUMMARY

DATE 04/25/07
TIME 11:14:19
PAGE 40

SR 005 MP 014.21 OFF SYSTEM ID. A LEG S DIRECTION OF TRAFFIC NORTHBOUND LANE ALL OF

COUNT IDENTIFIER 07-006 COUNTER NUMBER 152287 DESCRIPTION: ON NE 10TH AVE S/O NE 264TH ST

| 04/12/07 THURSDAY | AM HOURS | | | | | | | | | | | | PM HOURS | | | | | | | | | | | | DAILY TOTAL |
|-------------------|----------|---|----|----|----|-----|-----|-----|-----|-----|-----|-----|----------|-----|-----|-----|-----|----|----|----|----|----|----|------|-------------|
| | 12 | 1 | 2 | 3 | 4 | 5 | 6 | 7 | 8 | 9 | 10 | 11 | 12 | 1 | 2 | 3 | 4 | 5 | 6 | 7 | 8 | 9 | 10 | 11 | |
| 00-15 | 12 | 1 | 2 | 3 | 4 | 5 | 6 | 7 | 8 | 9 | 10 | 11 | 12 | 1 | 2 | 3 | 4 | 5 | 6 | 7 | 8 | 9 | 10 | 11 | 1612 |
| 15-30 | 6 | 2 | 3 | 3 | 6 | 31 | 41 | 47 | 51 | 43 | 47 | 51 | 76 | 77 | 72 | 76 | 54 | 54 | 78 | 72 | 72 | 72 | 72 | 1575 | |
| 30-45 | 5 | | 2 | 2 | 14 | 33 | 49 | 59 | 82 | 63 | 43 | 45 | 69 | 95 | 78 | 78 | 54 | 72 | 67 | 67 | 67 | 67 | 67 | | |
| 45-00 | 5 | | 3 | 5 | 10 | 50 | 59 | 74 | 83 | 48 | 50 | 48 | 79 | 68 | 100 | 78 | 67 | 67 | 67 | 67 | 67 | 67 | 67 | | |
| HOUR | 16 | 2 | 13 | 15 | 41 | 161 | 227 | 264 | 276 | 220 | 187 | 190 | 312 | 310 | 325 | 277 | 273 | 78 | | | | | | 3187 | |
| TOT | | | | | | | | | | | | | | | | | | | | | | | | | |

04/09/07 THRU 04/12/07
TOTAL HOURS FOR COUNT 77

3 DAYS
AVG WEEKDAY VOL 3739 X SEASONAL ADJ. FACTOR 1.0000 = 3739 X AXLE CORR FACTOR 1.0000 = ESTIMATED AVG DAILY TRAFFIC 3739

| SR 005 | MP 014.21 | OFF SYSTEM ID. A | LEG S | DIRECTION OF TRAFFIC | BOTH WAYS | LANE ALL OF | | | | | | | | | | | | | | |
|-------------------|-----------|------------------|----------------------------|---|----------------------------|-------------|-----|-----|----------------------------------|-----|-----|-----|-----|-----|-----|-----|-----|----------|----------|------|
| COUNT IDENTIFIER | 07-006 | COUNTER NUMBER | 152287 | DESCRIPTION: ON NE 10TH AVE S/O NE 264TH ST | | | | | | | | | | | | | | | | |
| 04/12/07 THURSDAY | | | | | | | | | | | | | | | | | | | | |
| | | | AM HOURS | | PM HOURS | | | | | | | | | | | | | | | |
| | | | 1 2 3 4 5 6 7 8 9 10 11 12 | | 1 2 3 4 5 6 7 8 9 10 11 12 | DAILY TOTAL | | | | | | | | | | | | | | |
| 00-15 | 12 | 1 | 2 | 3 | 4 | 5 | 6 | 7 | 8 | 9 | 10 | 11 | 12 | | | | | | | |
| 15-30 | 1 | 2 | 3 | 4 | 5 | 6 | 7 | 8 | 9 | 10 | 11 | 12 | | | | | | | | |
| 30-45 | 19 | 3 | 4 | 5 | 6 | 39 | 63 | 86 | 109 | 87 | 95 | 98 | 136 | 149 | 138 | 169 | 143 | 164 | | |
| 45-00 | 12 | 5 | 7 | 2 | 19 | 45 | 70 | 123 | 165 | 117 | 96 | 88 | 115 | 145 | 145 | 160 | 172 | | | |
| TOT | 7 | 6 | 8 | 12 | 64 | 94 | 132 | 137 | 137 | 87 | 99 | 101 | 121 | 132 | 199 | 170 | 170 | | | |
| | 8 | 4 | 6 | 6 | 17 | 64 | 120 | 145 | 101 | 117 | 94 | 106 | 148 | 123 | 162 | 159 | 166 | | | |
| | 46 | 14 | 23 | 21 | 54 | 212 | 347 | 486 | 512 | 408 | 384 | 393 | 520 | 549 | 644 | 658 | 651 | 164 | | |
| | | | | | | | | | AM PEAK HOUR 0745 TO 0845 VOLUME | | | | | | | 556 | | | | |
| | | | | | | | | | PM PEAK HOUR 0230 TO 0330 VOLUME | | | | | | | 690 | | | | |
| | | | | | | | | | | | | | | | | | | AM TOTAL | 2900 | |
| | | | | | | | | | | | | | | | | | | | PM TOTAL | 3186 |
| | | | | | | | | | | | | | | | | | | | | 6086 |

04/09/07 THRU 04/12/07
 TOTAL HOURS FOR COUNT 77
 3 DAYS
 AVG WEEKDAY VOL 7447 X SEASONAL ADJ. FACTOR 1.0000 = 7447 X AXLE CORR FACTOR 1.0000 = ESTIMATED AVG DAILY TRAFFIC 7447
 PEAK HOUR PERCENTAGES: K = 9.27 D = 55.80
 PEAK HOUR LOCATION : VOLUME = 690 DATE: 04/12/07 TIME: 02:30 PM



Interval 15 MIN 60 MIN
 Count(volume) Binned(CL/SP)
 Speed Lane No 1 2

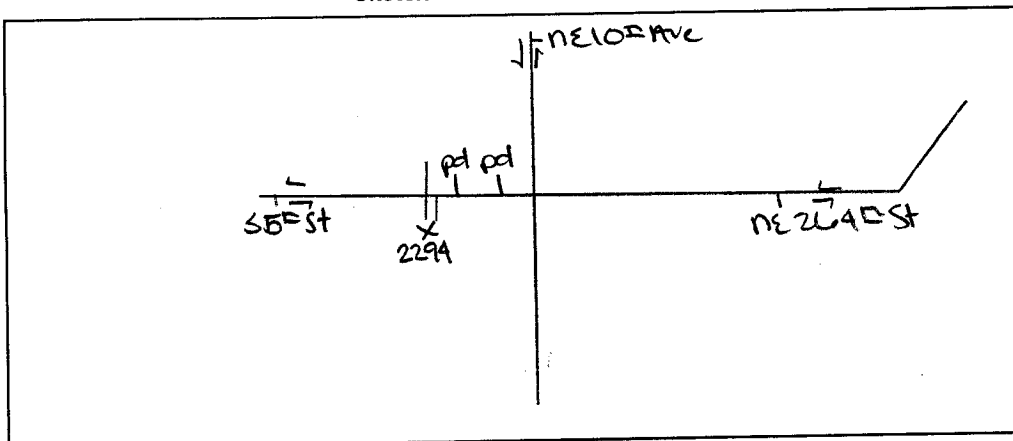
Direction CH #1 W
 Direction CH #2 E
 Data Hog # 7066

Counter No. 15-2294 Count ID SP#07-006
 SR 5 RRT/RRQ _____ MP 14.21
 Leg W Direction sect 2 OSID A

Station Description ON S 5th St w/o NE 10th Ave
ON NE 264th St w/o NE 10th Ave

| Date | Day | Time | Comments |
|--------|-----|------|--|
| 4/9/07 | 2 | 1131 | Manual (1) <u>5</u> (2) <u>3</u> set cntr as A,B Counter (1) <u>5</u> (2) <u>3</u> cntr ok AH 6.5 |
| 4/10 | 3 | 0836 | Manual (1) <u>28</u> (2) <u>17</u> cntr ok AH Counter (1) <u>28</u> (2) <u>17</u> 6.8 |
| 4/11 | 4 | 0830 | Manual (1) <u>33</u> (2) <u>15</u> cntr ok AH Counter (1) <u>33</u> (2) <u>15</u> 6.7 |
| 4/12 | 5 | 0832 | Manual (1) <u>26</u> (2) <u>12</u> cntr ok AH Counter (1) <u>26</u> (2) <u>12</u> 6.4 |
| 4/12 | 6 | 1724 | Manual (1) <u>1</u> (2) <u>1</u> cntr p/u AH Counter (1) <u>1</u> (2) <u>1</u> requested to plo thru construction starting in am 7.0 |

Sketch



Altan
Field Person

SR 005 MP 014.21 OFF SYSTEM ID. A LEG W DIRECTION OF TRAFFIC WESTBOUND LANE ALL OF
COUNT IDENTIFIER 07-006 COUNTER NUMBER 152294 DESCRIPTION: ON NE 26&TH ST W/O NE 10TH AVE

| 04/09/07 MONDAY | AM HOURS | | | | | | | | | | | | PM HOURS | | | | | | | | | | | | DAILY TOTAL |
|-------------------------------------|----------|---|---|---|---|---|---|---|---|----|----|--------------------------------------|----------|---|---|---|---|---|---|---|---|----|----|----|-------------|
| | 12 | 1 | 2 | 3 | 4 | 5 | 6 | 7 | 8 | 9 | 10 | 11 | 12 | 1 | 2 | 3 | 4 | 5 | 6 | 7 | 8 | 9 | 10 | 11 | |
| 12 | 1 | 2 | 3 | 4 | 5 | 6 | 7 | 8 | 9 | 10 | 11 | 12 | 1 | 2 | 3 | 4 | 5 | 6 | 7 | 8 | 9 | 10 | 11 | 12 | 1572 |
| AM PEAK HOUR 0000 TO 0000 VOLUME 36 | | | | | | | | | | | | AM PEAK HOUR 0430 TO 0530 VOLUME 216 | | | | | | | | | | | | 36 | |
| PM PEAK HOUR 0000 TO 0000 VOLUME 0 | | | | | | | | | | | | PM PEAK HOUR 0430 TO 0530 VOLUME 216 | | | | | | | | | | | | 0 | |

| 04/10/07 TUESDAY | AM HOURS | | | | | | | | | | | | PM HOURS | | | | | | | | | | | | DAILY TOTAL |
|--------------------------------------|----------|---|---|---|---|---|---|---|---|----|----|--------------------------------------|----------|---|---|---|---|---|---|---|---|----|----|-----|-------------|
| | 12 | 1 | 2 | 3 | 4 | 5 | 6 | 7 | 8 | 9 | 10 | 11 | 12 | 1 | 2 | 3 | 4 | 5 | 6 | 7 | 8 | 9 | 10 | 11 | |
| 12 | 1 | 2 | 3 | 4 | 5 | 6 | 7 | 8 | 9 | 10 | 11 | 12 | 1 | 2 | 3 | 4 | 5 | 6 | 7 | 8 | 9 | 10 | 11 | 12 | 2978 |
| AM PEAK HOUR 0645 TO 0745 VOLUME 268 | | | | | | | | | | | | AM PEAK HOUR 0445 TO 0545 VOLUME 245 | | | | | | | | | | | | 268 | |
| PM PEAK HOUR 0445 TO 0545 VOLUME 245 | | | | | | | | | | | | AM PEAK HOUR 0645 TO 0745 VOLUME 268 | | | | | | | | | | | | 245 | |

| 04/11/07 WEDNESDAY | AM HOURS | | | | | | | | | | | | PM HOURS | | | | | | | | | | | | DAILY TOTAL |
|--------------------------------------|----------|---|---|---|---|---|---|---|---|----|----|--------------------------------------|----------|---|---|---|---|---|---|---|---|----|----|-----|-------------|
| | 12 | 1 | 2 | 3 | 4 | 5 | 6 | 7 | 8 | 9 | 10 | 11 | 12 | 1 | 2 | 3 | 4 | 5 | 6 | 7 | 8 | 9 | 10 | 11 | |
| 12 | 1 | 2 | 3 | 4 | 5 | 6 | 7 | 8 | 9 | 10 | 11 | 12 | 1 | 2 | 3 | 4 | 5 | 6 | 7 | 8 | 9 | 10 | 11 | 12 | 3004 |
| AM PEAK HOUR 0630 TO 0730 VOLUME 282 | | | | | | | | | | | | AM PEAK HOUR 0300 TO 0400 VOLUME 233 | | | | | | | | | | | | 282 | |
| PM PEAK HOUR 0300 TO 0400 VOLUME 233 | | | | | | | | | | | | AM PEAK HOUR 0630 TO 0730 VOLUME 282 | | | | | | | | | | | | 233 | |

SR 005 MP 014.21 OFF SYSTEM ID. A LEG W DIRECTION OF TRAFFIC EASTBOUND LANE ALL OF
COUNT IDENTIFIER 07-006 COUNTER NUMBER 152294 DESCRIPTION: ON NE 264TH ST W/O NE 10TH AVE

| 04/09/07 | MONDAY | AM HOURS | | | | | | | | | | | | PM HOURS | | | | | | | | | | | | DAILY TOTAL |
|----------|--------|----------|---|---|---|---|---|---|---|---|----|----|----|----------|---|---|---|---|---|---|---|---|----|----|----|-------------|
| HOUR | | 1 | 2 | 3 | 4 | 5 | 6 | 7 | 8 | 9 | 10 | 11 | 12 | 1 | 2 | 3 | 4 | 5 | 6 | 7 | 8 | 9 | 10 | 11 | 12 | |
| 00-15 | 12 | 1 | 2 | 3 | 4 | 5 | 6 | 7 | 8 | 9 | 10 | 11 | 12 | 1 | 2 | 3 | 4 | 5 | 6 | 7 | 8 | 9 | 10 | 11 | 12 | 1938 |
| 15-30 | 1 | | | | | | | | | | | | | | | | | | | | | | | | | |
| 30-45 | 1 | | | | | | | | | | | | | | | | | | | | | | | | | |
| 45-00 | 1 | | | | | | | | | | | | | | | | | | | | | | | | | |
| TOT | 12 | 1 | 2 | 3 | 4 | 5 | 6 | 7 | 8 | 9 | 10 | 11 | 12 | 1 | 2 | 3 | 4 | 5 | 6 | 7 | 8 | 9 | 10 | 11 | 12 | 62 |
| | | | | | | | | | | | | | | | | | | | | | | | | | | |
| | | | | | | | | | | | | | | | | | | | | | | | | | | |
| | | | | | | | | | | | | | | | | | | | | | | | | | | |
| | | | | | | | | | | | | | | | | | | | | | | | | | | |
| | | | | | | | | | | | | | | | | | | | | | | | | | | |
| | | | | | | | | | | | | | | | | | | | | | | | | | | |
| | | | | | | | | | | | | | | | | | | | | | | | | | | |
| | | | | | | | | | | | | | | | | | | | | | | | | | | |
| | | | | | | | | | | | | | | | | | | | | | | | | | | |
| | | | | | | | | | | | | | | | | | | | | | | | | | | |
| | | | | | | | | | | | | | | | | | | | | | | | | | | |
| | | | | | | | | | | | | | | | | | | | | | | | | | | |
| | | | | | | | | | | | | | | | | | | | | | | | | | | |
| | | | | | | | | | | | | | | | | | | | | | | | | | | |
| | | | | | | | | | | | | | | | | | | | | | | | | | | |
| | | | | | | | | | | | | | | | | | | | | | | | | | | |
| | | | | | | | | | | | | | | | | | | | | | | | | | | |
| | | | | | | | | | | | | | | | | | | | | | | | | | | |
| | | | | | | | | | | | | | | | | | | | | | | | | | | |
| | | | | | | | | | | | | | | | | | | | | | | | | | | |
| | | | | | | | | | | | | | | | | | | | | | | | | | | |
| | | | | | | | | | | | | | | | | | | | | | | | | | | |
| | | | | | | | | | | | | | | | | | | | | | | | | | | |
| | | | | | | | | | | | | | | | | | | | | | | | | | | |
| | | | | | | | | | | | | | | | | | | | | | | | | | | |
| | | | | | | | | | | | | | | | | | | | | | | | | | | |
| | | | | | | | | | | | | | | | | | | | | | | | | | | |
| | | | | | | | | | | | | | | | | | | | | | | | | | | |
| | | | | | | | | | | | | | | | | | | | | | | | | | | |
| | | | | | | | | | | | | | | | | | | | | | | | | | | |
| | | | | | | | | | | | | | | | | | | | | | | | | | | |
| | | | | | | | | | | | | | | | | | | | | | | | | | | |
| | | | | | | | | | | | | | | | | | | | | | | | | | | |
| | | | | | | | | | | | | | | | | | | | | | | | | | | |
| | | | | | | | | | | | | | | | | | | | | | | | | | | |
| | | | | | | | | | | | | | | | | | | | | | | | | | | |
| | | | | | | | | | | | | | | | | | | | | | | | | | | |
| | | | | | | | | | | | | | | | | | | | | | | | | | | |
| | | | | | | | | | | | | | | | | | | | | | | | | | | |
| | | | | | | | | | | | | | | | | | | | | | | | | | | |
| | | | | | | | | | | | | | | | | | | | | | | | | | | |
| | | | | | | | | | | | | | | | | | | | | | | | | | | |
| | | | | | | | | | | | | | | | | | | | | | | | | | | |
| | | | | | | | | | | | | | | | | | | | | | | | | | | |
| | | | | | | | | | | | | | | | | | | | | | | | | | | |
| | | | | | | | | | | | | | | | | | | | | | | | | | | |
| | | | | | | | | | | | | | | | | | | | | | | | | | | |
| | | | | | | | | | | | | | | | | | | | | | | | | | | |
| | | | | | | | | | | | | | | | | | | | | | | | | | | |
| | | | | | | | | | | | | | | | | | | | | | | | | | | |
| | | | | | | | | | | | | | | | | | | | | | | | | | | |
| | | | | | | | | | | | | | | | | | | | | | | | | | | |
| | | | | | | | | | | | | | | | | | | | | | | | | | | |
| | | | | | | | | | | | | | | | | | | | | | | | | | | |
| | | | | | | | | | | | | | | | | | | | | | | | | | | |
| | | | | | | | | | | | | | | | | | | | | | | | | | | |
| | | | | | | | | | | | | | | | | | | | | | | | | | | |
| | | | | | | | | | | | | | | | | | | | | | | | | | | |
| | | | | | | | | | | | | | | | | | | | | | | | | | | |
| | | | | | | | | | | | | | | | | | | | | | | | | | | |
| | | | | | | | | | | | | | | | | | | | | | | | | | | |
| | | | | | | | | | | | | | | | | | | | | | | | | | | |
| | | | | | | | | | | | | | | | | | | | | | | | | | | |
| | | | | | | | | | | | | | | | | | | | | | | | | | | |
| | | | | | | | | | | | | | | | | | | | | | | | | | | |
| | | | | | | | | | | | | | | | | | | | | | | | | | | |
| | | | | | | | | | | | | | | | | | | | | | | | | | | |
| | | | | | | | | | | | | | | | | | | | | | | | | | | |
| | | | | | | | | | | | | | | | | | | | | | | | | | | |
| | | | | | | | | | | | | | | | | | | | | | | | | | | |
| | | | | | | | | | | | | | | | | | | | | | | | | | | |
| | | | | | | | | | | | | | | | | | | | | | | | | | | |
| | | | | | | | | | | | | | | | | | | | | | | | | | | |
| | | | | | | | | | | | | | | | | | | | | | | | | | | |
| | | | | | | | | | | | | | | | | | | | | | | | | | | |
| | | | | | | | | | | | | | | | | | | | | | | | | | | |
| | | | | | | | | | | | | | | | | | | | | | | | | | | |
| | | | | | | | | | | | | | | | | | | | | | | | | | | |
| | | | | | | | | | | | | | | | | | | | | | | | | | | |
| | | | | | | | | | | | | | | | | | | | | | | | | | | |
| | | | | | | | | | | | | | | | | | | | | | | | | | | |
| | | | | | | | | | | | | | | | | | | | | | | | | | | |
| | | | | | | | | | | | | | | | | | | | | | | | | | | |
| | | | | | | | | | | | | | | | | | | | | | | | | | | |
| | | | | | | | | | | | | | | | | | | | | | | | | | | |
| | | | | | | | | | | | | | | | | | | | | | | | | | | |
| | | | | | | | | | | | | | | | | | | | | | | | | | | |
| | | | | | | | | | | | | | | | | | | | | | | | | | | |
| | | | | | | | | | | | | | | | | | | | | | | | | | | |
| | | | | | | | | | | | | | | | | | | | | | | | | | | |
| | | | | | | | | | | | | | | | | | | | | | | | | | | |
| | | | | | | | | | | | | | | | | | | | | | | | | | | |
| | | | | | | | | | | | | | | | | | | | | | | | | | | |

