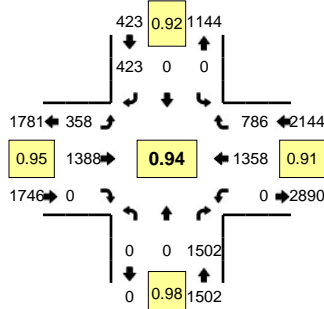
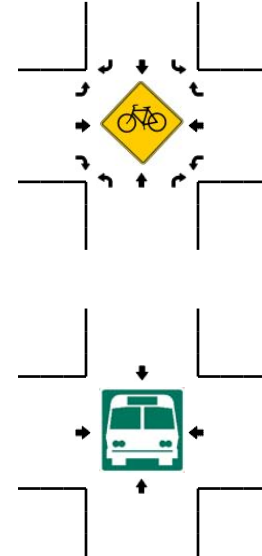
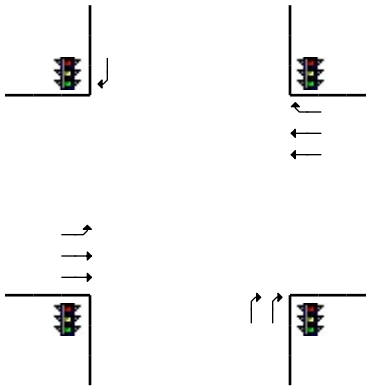
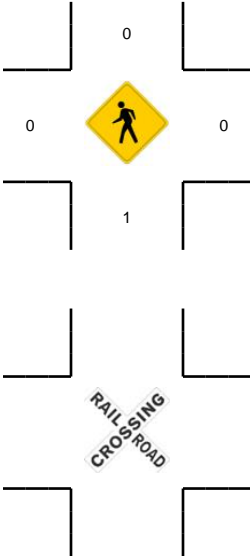
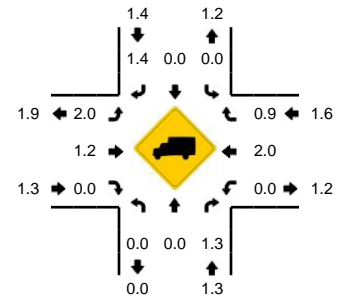


LOCATION: I-205 NB Ramps -- SE Mill Plain Blvd
CITY/STATE: Vancouver, WA

QC JOB #: 10396517
DATE: 1/6/2009



Peak-Hour: 4:15 PM -- 5:15 PM
Peak 15-Min: 4:15 PM -- 4:30 PM



5-Min Count Period Beginning At	I-205 NB Ramps (Northbound)			I-205 NB Ramps (Southbound)			SE Mill Plain Blvd (Eastbound)			SE Mill Plain Blvd (Westbound)			Total	Hourly Totals
	Left	Thru	Right	Left	Thru	Right	Left	Thru	Right	Left	Thru	Right		
4:00 PM	0	0	118	0	0	44	42	81	0	0	96	56	437	
4:05 PM	0	0	128	0	0	44	28	108	0	0	95	68	471	
4:10 PM	0	0	123	0	0	34	40	88	0	0	130	68	483	
4:15 PM	0	0	126	0	0	38	23	147	0	0	141	78	553	
4:20 PM	0	0	124	0	0	42	40	102	0	0	104	62	474	
4:25 PM	0	0	131	0	0	33	22	126	0	0	124	76	512	
4:30 PM	0	0	116	0	0	26	34	125	0	0	101	61	463	
4:35 PM	0	0	125	0	0	29	35	97	0	0	129	63	478	
4:40 PM	0	0	129	0	0	52	20	112	0	0	102	58	473	
4:45 PM	0	0	131	0	0	37	19	103	0	0	135	69	494	
4:50 PM	0	0	125	0	0	30	44	111	0	0	76	58	444	
4:55 PM	0	0	128	0	0	39	30	116	0	0	109	65	487	5769
5:00 PM	0	0	123	0	0	26	40	83	0	0	101	53	426	5758
5:05 PM	0	0	120	0	0	32	24	138	0	0	129	74	517	5804
5:10 PM	0	0	124	0	0	39	27	128	0	0	107	69	494	5815
5:15 PM	0	0	125	0	0	34	22	122	0	0	143	75	521	5783
5:20 PM	0	0	122	0	0	36	24	108	0	0	116	74	480	5789
5:25 PM	0	0	131	0	0	32	7	133	0	0	114	81	498	5775
5:30 PM	0	0	123	0	0	37	50	90	0	0	88	63	451	5763
5:35 PM	0	0	123	0	0	28	24	115	0	0	143	63	496	5781
5:40 PM	0	0	121	0	0	31	32	111	0	0	83	67	445	5753
5:45 PM	0	0	123	0	0	34	20	125	0	0	108	77	487	5746
5:50 PM	0	0	121	0	0	29	24	114	0	0	96	50	434	5736
5:55 PM	0	0	120	0	0	29	14	121	0	0	127	56	467	5716
Peak 15-Min Flowrates	Northbound			Southbound			Eastbound			Westbound			Total	
	Left	Thru	Right	Left	Thru	Right	Left	Thru	Right	Left	Thru	Right		
All Vehicles	0	0	1524	0	0	452	340	1500	0	0	1476	864	6156	
Heavy Trucks	0	0	28	0	0	0	8	24	0	0	16	4	80	
Pedestrians		0			0			0			0		0	
Bicycles														
Railroad														
Stopped Buses														

Comments: