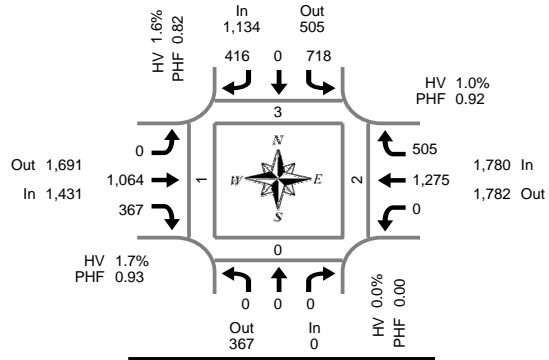


Total Vehicle Summary



Clay Carney
(503) 833-2740



I-205 SB & SE Mill Plain Blvd

11/8/2005

4:00 PM to 6:00 PM

Peak Hour Summary
4:45 PM to 5:45 PM

5-Minute Interval Summary

4:00 PM to 6:00 PM

Interval Start Time	Northbound I-205 SB				Southbound I-205 SB				Eastbound SE Mill Plain Blvd				Westbound SE Mill Plain Blvd				Interval Total	Pedestrians Crosswalk			
	L	T	R	Bikes	L	T	R	Bikes	L	T	R	Bikes	L	T	R	Bikes		North	South	East	West
16:00	0	0	0	0	55	0	40	0	0	90	31	0	0	88	46	0	350	0	0	0	0
16:05	0	0	0	0	35	0	36	0	0	107	22	0	0	111	30	0	341	0	0	0	2
16:10	0	0	0	0	77	0	37	0	0	95	33	0	0	78	37	0	357	0	0	0	0
16:15	0	0	0	0	34	0	32	0	0	102	25	0	0	91	58	1	342	0	0	1	0
16:20	0	0	0	0	70	0	45	0	0	83	33	0	0	71	43	0	345	0	0	0	0
16:25	0	0	0	0	54	0	23	0	0	78	34	1	0	77	45	0	311	0	0	0	0
16:30	0	0	0	0	67	0	38	0	0	86	41	1	0	78	26	0	336	0	0	1	0
16:35	0	0	0	0	40	0	25	0	0	91	28	0	0	96	42	0	322	1	0	0	0
16:40	0	0	0	0	76	0	28	0	0	61	24	0	0	65	54	0	308	0	0	2	0
16:45	0	0	0	0	54	0	37	0	0	94	41	0	0	107	37	1	370	0	0	0	0
16:50	0	0	0	0	65	0	41	0	0	95	28	0	0	84	49	0	362	0	0	0	0
16:55	0	0	0	0	44	0	30	0	0	94	25	0	0	101	45	0	339	1	0	0	0
17:00	0	0	0	0	71	0	34	0	0	83	34	0	0	82	50	0	354	0	0	0	0
17:05	0	0	0	0	53	0	19	0	0	103	30	0	0	124	42	0	371	0	0	0	0
17:10	0	0	0	0	72	0	22	0	0	102	33	0	0	99	44	0	372	0	0	1	0
17:15	0	0	0	0	53	0	35	0	0	87	30	0	0	128	49	2	382	0	0	0	0
17:20	0	0	0	0	57	0	34	0	0	75	33	0	0	82	40	0	321	0	0	0	0
17:25	0	0	0	0	46	0	22	0	0	95	35	0	0	129	38	0	365	0	0	1	0
17:30	0	0	0	0	78	0	42	0	0	63	33	1	0	90	38	0	344	2	0	0	1
17:35	0	0	0	0	47	0	40	0	0	89	25	0	0	146	31	0	378	0	0	0	0
17:40	0	0	0	0	78	0	60	0	0	84	20	0	0	103	42	0	387	0	0	0	0
17:45	0	0	0	0	41	0	31	0	0	87	32	0	0	118	27	0	336	0	0	0	0
17:50	0	0	0	0	79	0	38	0	0	62	23	0	0	79	32	0	313	0	0	0	0
17:55	0	0	0	0	50	0	55	0	0	96	25	0	0	117	24	0	367	0	0	0	0
Total Survey	0	0	0	0	1,396	0	844	0	0	2,102	718	3	0	2,344	969	4	8,373	4	0	6	3

15-Minute Interval Summary

4:00 PM to 6:00 PM

Interval Start Time	Northbound I-205 SB				Southbound I-205 SB				Eastbound SE Mill Plain Blvd				Westbound SE Mill Plain Blvd				Interval Total	Pedestrians Crosswalk			
	L	T	R	Bikes	L	T	R	Bikes	L	T	R	Bikes	L	T	R	Bikes		North	South	East	West
16:00	0	0	0	0	167	0	113	0	0	292	86	0	0	277	113	0	1,048	0	0	0	2
16:15	0	0	0	0	158	0	100	0	0	263	92	1	0	239	146	1	998	0	0	1	0
16:30	0	0	0	0	183	0	91	0	0	238	93	1	0	239	122	0	966	1	0	3	0
16:45	0	0	0	0	163	0	108	0	0	283	94	0	0	292	131	1	1,071	1	0	0	0
17:00	0	0	0	0	196	0	75	0	0	288	97	0	0	305	136	0	1,097	0	0	1	0
17:15	0	0	0	0	156	0	91	0	0	257	98	0	0	339	127	2	1,068	0	0	1	0
17:30	0	0	0	0	203	0	142	0	0	236	78	1	0	339	111	0	1,109	2	0	0	1
17:45	0	0	0	0	170	0	124	0	0	245	80	0	0	314	83	0	1,016	0	0	0	0
Total Survey	0	0	0	0	1,396	0	844	0	0	2,102	718	3	0	2,344	969	4	8,373	4	0	6	3

Peak Hour Summary

4:45 PM to 5:45 PM

By Approach	Northbound I-205 SB				Southbound I-205 SB				Eastbound SE Mill Plain Blvd				Westbound SE Mill Plain Blvd				Total	Pedestrians Crosswalk			
	In	Out	Total	Bikes	In	Out	Total	Bikes	In	Out	Total	Bikes	In	Out	Total	Bikes		North	South	East	West
Volume	0	367	367	0	1,134	505	1,639	0	1,431	1,691	3,122	1	1,780	1,782	3,562	3	4,345	3	0	2	1
%HV	0.0%				1.6%				1.7%				1.0%				1.4%				
PHF	0.00				0.82				0.93				0.92				0.97				

By Movement	Northbound I-205 SB				Southbound I-205 SB				Eastbound SE Mill Plain Blvd				Westbound SE Mill Plain Blvd				Total
	L	T	R	Total	L	T	R	Total	L	T	R	Total	L	T	R	Total	
Volume	0	0	0	0	718	0	416	1,134	0	1,064	367	1,431	0	1,275	505	1,780	4,345
%HV	0.0%	0.0%	0.0%	0.0%	1.8%	0.0%	1.2%	1.6%	0.0%	2.0%	1.1%	1.7%	0.0%	0.8%	1.4%	1.0%	1.4%
PHF	0.00	0.00	0.00	0.00	0.88	0.00	0.73	0.82	0.00	0.91	0.91	0.93	0.00	0.87	0.88	0.92	0.97

Rolling Hour Summary

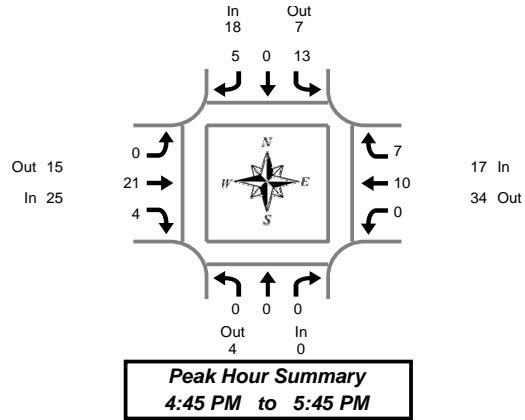
4:00 PM to 6:00 PM

Interval Start Time	Northbound I-205 SB				Southbound I-205 SB				Eastbound SE Mill Plain Blvd				Westbound SE Mill Plain Blvd				Interval Total	Pedestrians Crosswalk			
	L	T	R	Bikes	L	T	R	Bikes	L	T	R	Bikes	L	T	R	Bikes		North	South	East	West
16:00	0	0	0	0	671	0	412	0	0	1,076	365	2	0	1,047	512	2	4,083	2	0	4	2
16:15	0	0	0	0	700	0	374	0	0	1,072	376	2	0	1,075	535	2	4,132	2	0	5	0
16:30	0	0	0	0	698	0	365	0	0	1,066	382	1	0	1,175	516	3	4,202	2	0	5	0
16:45	0	0	0	0	718	0	416	0	0	1,064	367	1	0	1,275	505	3	4,345	3	0	2	1

Heavy Vehicle Summary



Clay Carney
(503) 833-2740



I-205 SB & SE Mill Plain Blvd

11/8/2005

4:00 PM to 6:00 PM

Heavy Vehicle 5-Minute Interval Summary

4:00 PM to 6:00 PM

Interval Start Time	Northbound I-205 SB				Southbound I-205 SB				Eastbound SE Mill Plain Blvd				Westbound SE Mill Plain Blvd				Interval Total
	L	T	R	Total	L	T	R	Total	L	T	R	Total	L	T	R	Total	
16:00	0	0	0	0	1	0	1	2	0	2	0	2	0	1	1	2	6
16:05	0	0	0	0	1	0	1	2	0	1	0	1	0	3	0	3	6
16:10	0	0	0	0	2	0	0	2	0	3	0	3	0	1	2	3	8
16:15	0	0	0	0	0	0	0	0	0	0	1	1	0	0	0	0	1
16:20	0	0	0	0	0	0	0	0	0	2	0	2	0	0	1	1	3
16:25	0	0	0	0	1	0	1	2	0	2	0	2	0	3	1	4	8
16:30	0	0	0	0	2	0	1	3	0	1	0	1	0	1	0	1	5
16:35	0	0	0	0	0	0	0	0	0	1	0	1	0	0	2	2	3
16:40	0	0	0	0	2	0	1	3	0	1	1	2	0	1	1	2	7
16:45	0	0	0	0	0	0	1	1	0	1	0	1	0	2	1	3	5
16:50	0	0	0	0	2	0	0	2	0	2	0	2	0	1	2	3	7
16:55	0	0	0	0	1	0	1	2	0	1	1	2	0	0	1	1	5
17:00	0	0	0	0	2	0	0	2	0	2	1	3	0	1	1	2	7
17:05	0	0	0	0	3	0	0	3	0	0	0	0	0	1	0	1	4
17:10	0	0	0	0	0	0	0	0	0	0	1	1	0	0	0	0	1
17:15	0	0	0	0	1	0	1	2	0	3	0	3	0	2	1	3	8
17:20	0	0	0	0	1	0	1	2	0	3	0	3	0	1	0	1	6
17:25	0	0	0	0	0	0	0	0	0	3	0	3	0	0	0	0	3
17:30	0	0	0	0	2	0	0	2	0	1	1	2	0	2	1	3	7
17:35	0	0	0	0	0	0	1	1	0	5	0	5	0	0	0	0	6
17:40	0	0	0	0	1	0	0	1	0	0	0	0	0	0	0	0	1
17:45	0	0	0	0	1	0	0	1	0	0	0	0	0	0	1	1	2
17:50	0	0	0	0	1	0	1	2	0	0	1	1	0	2	3	5	8
17:55	0	0	0	0	0	0	0	0	0	1	0	1	0	1	0	1	2
Total Survey	0	0	0	0	24	0	11	35	0	35	7	42	0	23	19	42	119

Heavy Vehicle 15-Minute Interval Summary

4:00 PM to 6:00 PM

Interval Start Time	Northbound I-205 SB				Southbound I-205 SB				Eastbound SE Mill Plain Blvd				Westbound SE Mill Plain Blvd				Interval Total
	L	T	R	Total	L	T	R	Total	L	T	R	Total	L	T	R	Total	
16:00	0	0	0	0	4	0	2	6	0	6	0	6	0	5	3	8	20
16:15	0	0	0	0	1	0	1	2	0	4	1	5	0	3	2	5	12
16:30	0	0	0	0	4	0	2	6	0	3	1	4	0	2	3	5	15
16:45	0	0	0	0	3	0	2	5	0	4	1	5	0	3	4	7	17
17:00	0	0	0	0	5	0	0	5	0	2	2	4	0	2	1	3	12
17:15	0	0	0	0	2	0	2	4	0	9	0	9	0	3	1	4	17
17:30	0	0	0	0	3	0	1	4	0	6	1	7	0	2	1	3	14
17:45	0	0	0	0	2	0	1	3	0	1	1	2	0	3	4	7	12
Total Survey	0	0	0	0	24	0	11	35	0	35	7	42	0	23	19	42	119

Heavy Vehicle Peak Hour Summary

4:45 PM to 5:45 PM

By Approach	Northbound I-205 SB			Southbound I-205 SB			Eastbound SE Mill Plain Blvd			Westbound SE Mill Plain Blvd			Total
	In	Out	Total	In	Out	Total	In	Out	Total	In	Out	Total	
Volume	0	4	4	18	7	25	25	15	40	17	34	51	60
PHF	0.00			0.64			0.63			0.61			0.79

By Movement	Northbound I-205 SB				Southbound I-205 SB				Eastbound SE Mill Plain Blvd				Westbound SE Mill Plain Blvd				Total
	L	T	R	Total	L	T	R	Total	L	T	R	Total	L	T	R	Total	
Volume	0	0	0	0	13	0	5	18	0	21	4	25	0	10	7	17	60
PHF	0.00	0.00	0.00	0.00	0.54	0.00	0.63	0.64	0.00	0.58	0.50	0.63	0.00	0.83	0.44	0.61	0.79

Heavy Vehicle Rolling Hour Summary

4:00 PM to 6:00 PM

Interval Start Time	Northbound I-205 SB				Southbound I-205 SB				Eastbound SE Mill Plain Blvd				Westbound SE Mill Plain Blvd				Interval Total
	L	T	R	Total	L	T	R	Total	L	T	R	Total	L	T	R	Total	
16:00	0	0	0	0	12	0	7	19	0	17	3	20	0	13	12	25	64
16:15	0	0	0	0	13	0	5	18	0	13	5	18	0	10	10	20	56
16:30	0	0	0	0	14	0	6	20	0	18	4	22	0	10	9	19	61
16:45	0	0	0	0	13	0	5	18	0	21	4	25	0	10	7	17	60

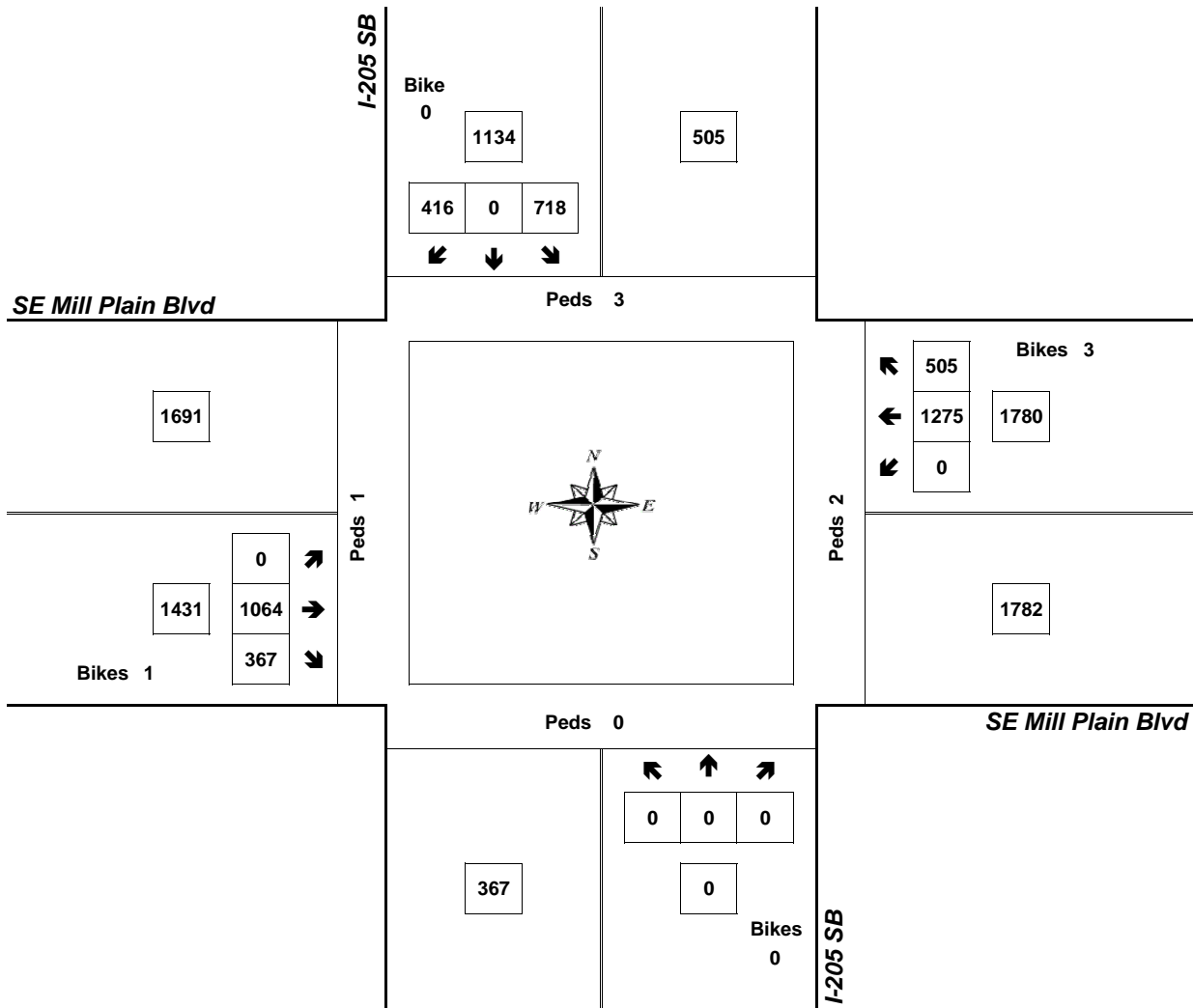
Peak Hour Summary



Clay Carney
(503) 833-2740

I-205 SB & SE Mill Plain Blvd

4:45 PM to 5:45 PM
11/8/2005



Approach	PHF	HV%	Volume
EB	0.93	1.7%	1,431
WB	0.92	1.0%	1,780
NB	0.00	0.0%	0
SB	0.82	1.6%	1,134
Intersection	0.97	1.4%	4,345

Count Period: 4:00 PM to 6:00 PM