

STATE OF WASHINGTON - DEPARTMENT OF TRANSPORTATION
 TRIP SYSTEM
 SHORT DURATION CLASSIFICATION 4-WAY

DATE: 09/12/2008
 TIME: 11:30:00
 PAGE: 2

SR 501 MP 016.91 OFF SYS ID COUNTER NUM 07793 COUNT ID HPMS
 DATE 08/28/2008 DAY OF WEEK 5 TIME PERIOD HOUR 06:00 - 07:00
 LOCATION SR 501 E/O N MAIN ST 04

HOURLY VOLUMES

MOVEMENT	CARS AND PICKUPS	----SINGLE UNITS----	-DOUBLE UNITS-	-TRIPLE UNITS-	TOTAL TRUCK	PERCENT TRUCK	PERCENT TURNS	TOTAL
		BUS MED Hvy 4+	4- 5 6+	5- 6 7+				

NORTH APPROACH								
THIS LEG NORTH								
NORTH TO SOUTH								
NORTH TO EAST								
NORTH TO WEST								

SOUTH APPROACH								
SOUTH TO NORTH								
THIS LEG SOUTH								
SOUTH TO EAST								
SOUTH TO WEST								

EAST APPROACH								
EAST TO NORTH								
EAST TO SOUTH								
THIS LEG EAST	35				1	1.43	100.00	35
EAST TO WEST								

WEST APPROACH								
WEST TO NORTH								
WEST TO SOUTH								
WEST TO EAST	69				1		100.00	70
WEST TO WEST								
THIS LEG WEST								

PCT SPLIT
 OUT/IN 105

NORTH TOTAL PERCENTAGE								
SOUTH TOTAL PERCENTAGE								

EAST TOTAL PERCENTAGE	104				1	0.95	33/67	105
WEST TOTAL PERCENTAGE	104				1	0.95	67/33	105

210

STATE OF WASHINGTON - DEPARTMENT OF TRANSPORTATION
 TRIP SYSTEM
 SHORT DURATION CLASSIFICATION 4-WAY

DATE: 09/12/2008
 TIME: 11:30:00
 PAGE: 3

SR 501 MP 016.91 OFF SYS ID COUNTER NUM 07793 COUNT ID HPMS
 DATE 08/28/2008 DAY OF WEEK 5 TIME PERIOD HOUR 07:00 - 08:00
 LOCATION SR 501 E/O N MAIN ST 04

HOURLY VOLUMES

MOVEMENT	CARS AND PICKUPS	-----SINGLE UNITS----- BUS MED HVY 4+	-DOUBLE UNITS- 4- 5 6+	-TRIPLE UNITS- 5- 6 7+	TOTAL TRUCK	PERCENT TRUCK	PERCENT TURNS	TOTAL
----------	------------------	--	---------------------------	---------------------------	-------------	---------------	---------------	-------

NORTH APPROACH					1	1.67		60
THIS LEG NORTH								
NORTH TO SOUTH					1	1.14		60
THIS LEG EAST								
NORTH TO WEST					1		100.00	88

SOUTH APPROACH								
SOUTH TO NORTH								
THIS LEG SOUTH								
SOUTH TO EAST								
SOUTH TO WEST								

EAST APPROACH								
EAST TO NORTH								
EAST TO SOUTH								
THIS LEG EAST	59	1			1		100.00	60
EAST TO WEST								

WEST APPROACH								
WEST TO NORTH								
WEST TO SOUTH								
WEST TO EAST	87	1			1		100.00	88
THIS LEG WEST								

PCT SPLIT
 OUT/IN 148

NORTH TOTAL PERCENTAGE

SOUTH TOTAL PERCENTAGE

EAST TOTAL PERCENTAGE

WEST TOTAL PERCENTAGE

	146	2			2		41/59	148
	98.65	1.35			1.35		59/41	148
	146	2			2			148
	98.65	1.35			1.35			148

296

STATE OF WASHINGTON - DEPARTMENT OF TRANSPORTATION
 TRIP SYSTEM
 SHORT DURATION CLASSIFICATION 4-WAY

DATE: 09/12/2008
 TIME: 11:30:00
 PAGE: 4

SR 501 MP 016.91 OFF SYS ID COUNTER NUM 07793 COUNT ID HPMS
 DATE 08/28/2008 DAY OF WEEK 5 TIME PERIOD HOUR 08:00 - 09:00
 LOCATION SR 501 E/O N MAIN ST 04

HOURLY VOLUMES

MOVEMENT	CARS AND PICKUPS	-----SINGLE UNITS----- BUS MED HVY	4+ 4+ 4+	-DOUBLE UNITS- 4- 5 6+	-TRIPLE UNITS- 5- 6 7+	TOTAL TRUCK	PERCENT TRUCK	PERCENT TURNS	TOTAL
NORTH APPROACH									
THIS LEG NORTH									
NORTH TO SOUTH									
NORTH TO EAST									
NORTH TO WEST									
SOUTH APPROACH									
SOUTH TO NORTH									
THIS LEG SOUTH									
SOUTH TO EAST									
SOUTH TO WEST									
EAST APPROACH									
EAST TO NORTH									
EAST TO SOUTH									
THIS LEG EAST									
EAST TO WEST	58								58
WEST APPROACH									
WEST TO NORTH									
WEST TO SOUTH									
WEST TO EAST									
THIS LEG WEST	54	1				1	1.82	100.00	55
PCT SPLIT OUT/IN									
									113
NORTH TOTAL PERCENTAGE									
SOUTH TOTAL PERCENTAGE									
EAST TOTAL PERCENTAGE	112	1				1		51/49	113
WEST TOTAL PERCENTAGE	99.12	0.88				0.88		49/51	113
WEST TOTAL PERCENTAGE	112	1				1			113
WEST TOTAL PERCENTAGE	99.12	0.88				0.88			

226

STATE OF WASHINGTON - DEPARTMENT OF TRANSPORTATION
 T R I P S S Y S T E M
 SHORT DURATION CLASSIFICATION 4-WAY

DATE: 09/12/2008
 TIME: 11:30:00
 PAGE: 5

SR 501 MP 016.91 OFF SYS ID COUNTER NUM 07793 COUNT ID HPMS
 DATE 08/28/2008 DAY OF WEEK 5 TIME PERIOD HOUR 09:00 - 10:00
 LOCATION SR 501 E/O N MAIN ST 04

HOURLY VOLUMES

MOVEMENT	CARS AND PICKUPS	-----SINGLE UNITS----- BUS MED Hvy 4+	-DOUBLE UNITS- 4- 5 6+	-TRIPLE UNITS- 5- 6 7+	TOTAL TRUCK	PERCENT TRUCK	PERCENT TURNS	TOTAL
NORTH APPROACH					2	2.94		68
THIS LEG NORTH								
NORTH TO SOUTH					1	1.30		77
NORTH TO EAST								
NORTH TO WEST					1		100.00	77
SOUTH APPROACH					2			68
SOUTH TO NORTH								
THIS LEG SOUTH								
SOUTH TO EAST					1			77
SOUTH TO WEST								
EAST APPROACH	66	1		1	2		100.00	68
EAST TO NORTH								
EAST TO SOUTH					1	1.30		77
THIS LEG EAST								
EAST TO WEST					1		100.00	77
WEST APPROACH	76	1			1			77
WEST TO NORTH								
WEST TO SOUTH								
WEST TO EAST								
THIS LEG WEST								

PCT SPLIT
 OUT/IN 145

NORTH TOTAL PERCENTAGE	142	2	1	3	2.07		47/53	145
SOUTH TOTAL PERCENTAGE	97.93	1.38	0.69	2.07				
EAST TOTAL PERCENTAGE	142	2	1	3	2.07		53/47	145
WEST TOTAL PERCENTAGE	97.93	1.38	0.69	2.07				

290

STATE OF WASHINGTON - DEPARTMENT OF TRANSPORTATION
 TRIP SYSTEM
 SHORT DURATION CLASSIFICATION 4-WAY

DATE: 09/12/2008
 TIME: 11:30:00
 PAGE: 6

SR 501 MP 016.91 OFF SYS ID COUNTER NUM 07793 COUNT ID HPMS
 DATE 08/28/2008 DAY OF WEEK 5 TIME PERIOD HOUR 07:00 - 08:00
 LOCATION SR 501 E/O N MAIN ST 04

EAST LEG PEAK HOUR AND VOLUMES

MOVEMENT	CARS AND PICKUPS	-----SINGLE UNITS----- BUS MED HYY 4+	-DOUBLE UNITS- 4- 5 6+	-TRIPLE UNITS- 5- 6 7+	TOTAL TRUCK	PERCENT TRUCK	PERCENT TURNS	TOTAL
----------	------------------	--	---------------------------	---------------------------	-------------	---------------	---------------	-------

NORTH APPROACH					1	1.67		60
THIS LEG NORTH								
NORTH TO SOUTH								
NORTH TO EAST								
NORTH TO WEST								

SOUTH APPROACH					1	1.14		60
SOUTH TO NORTH								
THIS LEG SOUTH								
SOUTH TO EAST								
SOUTH TO WEST								

EAST APPROACH	59	1			1		100.00	60
EAST TO NORTH								
EAST TO SOUTH								
THIS LEG EAST								
EAST TO WEST								

WEST APPROACH	87	1			1		100.00	88
WEST TO NORTH								
WEST TO SOUTH								
WEST TO EAST								
THIS LEG WEST								

PCT SPLIT
 OUT/IN 148

NORTH TOTAL PERCENTAGE	146	2			2	1.35	41/59	148
SOUTH TOTAL PERCENTAGE	98.65	1.35			2	1.35	59/41	148

EAST TOTAL PERCENTAGE	98.65	1.35			2	1.35	59/41	148
WEST TOTAL PERCENTAGE	98.65	1.35			2	1.35		148

296

STATE OF WASHINGTON - DEPARTMENT OF TRANSPORTATION
 TRIP SYSTEM
 SHORT DURATION CLASSIFICATION 4-WAY

DATE: 09/12/2008
 TIME: 11:30:00
 PAGE: 7

SR 501 MP 016.91 OFF SYS ID COUNTER NUM 07793 COUNT ID HPMS
 DATE 08/28/2008 DAY OF WEEK 5 TIME PERIOD HOUR 07:00 - 08:00
 LOCATION SR 501 E/O N MAIN ST 04

WEST LEG PEAK HOUR AND VOLUMES

MOVEMENT	CARS AND PICKUPS	BUS	MED	HVY	4+	-DOUBLE UNITS- 4- 5 6+	-TRIPLE UNITS- 5- 6 7+	TOTAL TRUCK	PERCENT TRUCK	PERCENT TURNS	TOTAL
NORTH APPROACH								1	1.67		60
THIS LEG NORTH								1	1.14		88
NORTH TO SOUTH								1		100.00	88
NORTH TO EAST								1			88
NORTH TO WEST											
SOUTH APPROACH											
SOUTH TO NORTH											
THIS LEG SOUTH											
SOUTH TO EAST											
SOUTH TO WEST											
EAST APPROACH											
EAST TO NORTH											
EAST TO SOUTH											
THIS LEG EAST											
EAST TO WEST	59							1		100.00	60
WEST APPROACH											
WEST TO NORTH											
WEST TO SOUTH											
WEST TO EAST											
WEST TO WEST	87							1		100.00	88

PCT SPLIT
 OUT/IN 148

NORTH TOTAL PERCENTAGE	146	2	1.35	2	1.35	41/59	148
SOUTH TOTAL PERCENTAGE	98.65	2	1.35	2	1.35	59/41	148
EAST TOTAL PERCENTAGE	146	2	1.35	2	1.35		148
WEST TOTAL PERCENTAGE	98.65	2	1.35	2	1.35		148

296



Washington State Department of Transportation
Transit, Research, and Intermodal Planning

Vehicle Volume Summary
(Block Diagram)

Date: 08/28/2008
Time Period: 07:00 - 08:00

SR: 501

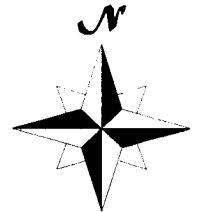
MP: 016.91

Off Sys. ID:

Count ID: HPMS

Location: SR 501 E/O N MAIN ST

INTERSECTIONAL PEAK HOUR AND VOLUMES



T= 1.14%

- Quarter Hour 1 = 29
- Quarter Hour 2 = 20
- Quarter Hour 3 = 48
- Quarter Hour 4 = 51
- TOTAL HOUR = 148

PEAK HOUR FACTOR = 0.725



Washington State Department of Transportation
Transit, Research, and Intermodal Planning

Vehicle Volume Summary
(Block Diagram)

Date: 08/28/2008
Time Period: 06:00 - 10:00

SR: 501

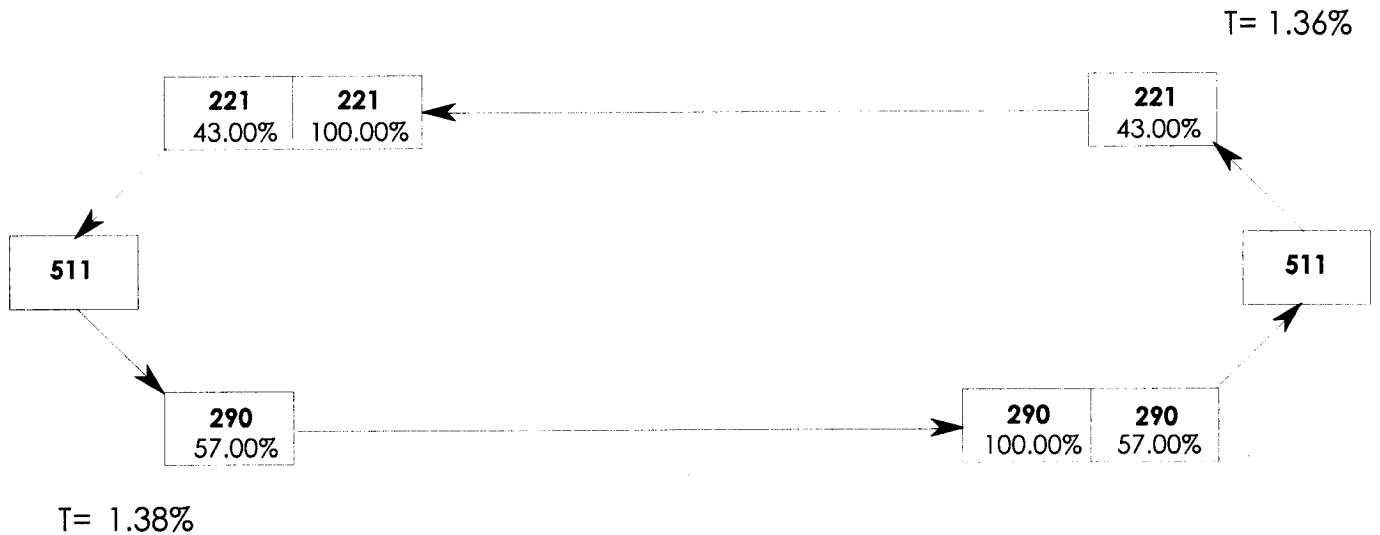

MP: 016.91

Off Sys. ID:

Count ID: HPMS

Location: SR 501 E/O N MAIN ST

ENTIRE COUNT VOLUMES





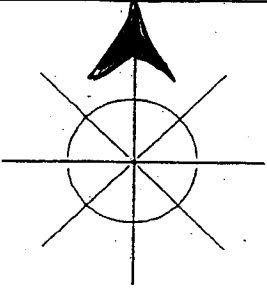
SR# 501 MP 16.91 OSID _____ COUNT ID HPMS DATE 8-26-08 1400-1800

STATION LOCATION On SR-501 LEG 2 OF MAIN ST 8-27-08 1000-1400

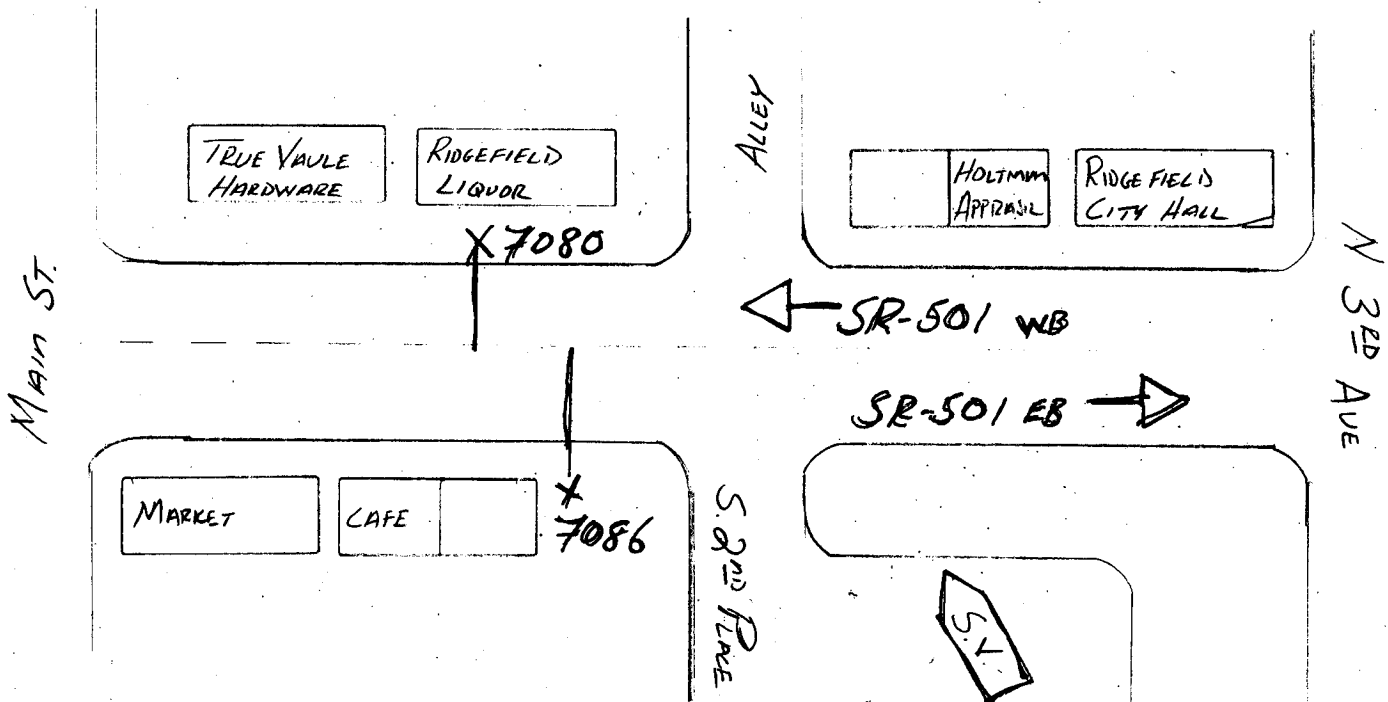
SR 501 E/O N MAIN ST

8-28-08 0600-1000

Sketch



INDICATE NORTH



REMARKS G:\HPMS63.TXT 14-1800 FC7791 PARKING LOT 8/26/08

G:\HPMS64.TXT 10-1400 # 07792 8/27/08

G:\HPMS65.TXT 06-1000 # 07793 8/28/08

[Handwritten Signature]
SIGNATURE