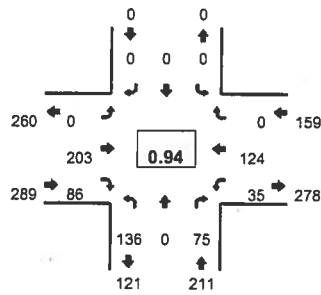


Type of peak hour being reported: Intersection Peak

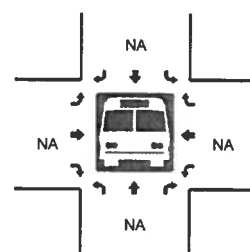
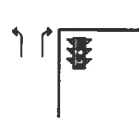
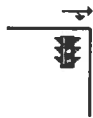
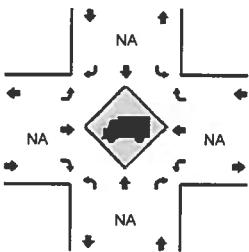
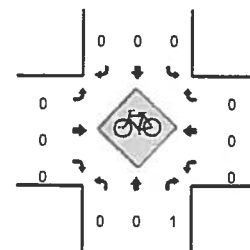
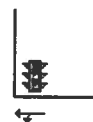
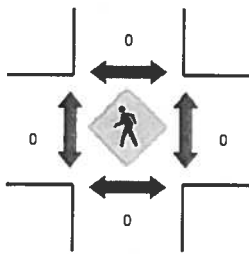
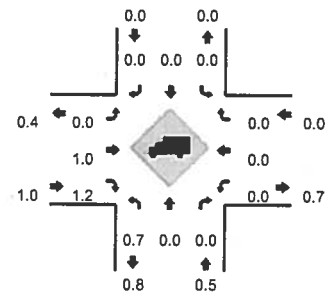
Method for determining peak hour: Total Entering Volume

LOCATION: NE 15th Ave -- NE 179th St
 CITY/STATE: Ridgefield, WA

QC JOB #: 10900221
 DATE: Wed, Feb 20 2013



Peak-Hour: 4:40 PM -- 5:40 PM
 Peak 15-Min: 5:15 PM -- 5:30 PM



5-Min Count Period Beginning At	NE 15th Ave (Northbound)				NE 15th Ave (Southbound)				NE 179th St (Eastbound)				NE 179th St (Westbound)				Total	Hourly Totals
	Left	Thru	Right	U	Left	Thru	Right	U	Left	Thru	Right	U	Left	Thru	Right	U		
4:00 PM	7	0	9	0	0	0	0	0	0	14	5	0	1	9	0	0	45	
4:05 PM	8	0	3	0	0	0	0	0	0	18	9	0	5	10	0	0	53	
4:10 PM	12	0	7	0	0	0	0	0	0	11	10	0	2	11	0	0	53	
4:15 PM	10	0	3	0	0	0	0	0	0	18	4	0	3	7	0	0	45	
4:20 PM	9	0	9	1	0	0	0	0	0	19	7	0	2	13	0	0	60	
4:25 PM	7	0	6	0	0	0	0	0	0	16	5	0	2	9	0	0	45	
4:30 PM	12	0	5	0	0	0	0	0	0	7	4	0	1	11	0	0	40	
4:35 PM	16	0	4	0	0	0	0	0	0	18	7	0	3	8	0	0	56	
4:40 PM	18	0	6	0	0	0	0	0	0	13	5	0	2	12	0	0	56	
4:45 PM	13	0	6	0	0	0	0	0	0	13	9	0	4	6	0	0	51	
4:50 PM	14	0	1	0	0	0	0	0	0	24	9	0	3	7	0	0	58	
4:55 PM	8	0	3	0	0	0	0	0	0	19	10	0	3	13	0	0	56	618
5:00 PM	12	0	5	0	0	0	0	0	0	16	1	0	4	9	0	0	47	620
5:05 PM	14	0	5	0	0	0	0	0	0	13	6	0	6	12	0	0	56	623
5:10 PM	8	0	12	0	0	0	0	0	0	15	7	0	2	8	0	0	52	622
5:15 PM	11	0	3	0	0	0	0	0	0	22	7	0	6	11	0	0	60	637
5:20 PM	9	0	11	0	0	0	0	0	0	14	7	0	2	14	0	0	57	634
5:25 PM	12	0	8	0	0	0	0	0	0	13	12	0	2	11	0	0	58	647
5:30 PM	8	0	6	0	0	0	0	0	0	20	6	0	0	11	0	0	51	658
5:35 PM	9	0	9	0	0	0	0	0	0	21	7	0	1	10	0	0	57	659
5:40 PM	9	0	9	0	0	0	0	0	0	15	7	0	5	6	0	0	51	654
5:45 PM	10	0	10	0	0	0	0	0	0	18	5	0	5	5	0	0	53	656
5:50 PM	13	0	5	0	0	0	0	0	0	10	9	0	5	10	0	0	52	650
5:55 PM	8	0	3	0	0	0	0	0	0	12	6	0	0	6	0	0	35	629
Peak 15-Min Flowrates	Northbound				Southbound				Eastbound				Westbound				Total	
	Left	Thru	Right	U	Left	Thru	Right	U	Left	Thru	Right	U	Left	Thru	Right	U		
All Vehicles	128	0	88	0	0	0	0	0	0	196	104	0	40	144	0	0	700	
Heavy Trucks	0	0	0		0	0	0		0	0	4		0	0	0		4	
Pedestrians	0	0	0		0	0	0		0	0	0		0	0	0		0	
Bicycles	0	0	0		0	0	0		0	0	0		0	0	0		0	
Railroad																		
Stopped Buses																		

Comments: