



Interval 60 min. 15 min.
 Binned(CL/SP) Count(volume)
Lane No 1 2

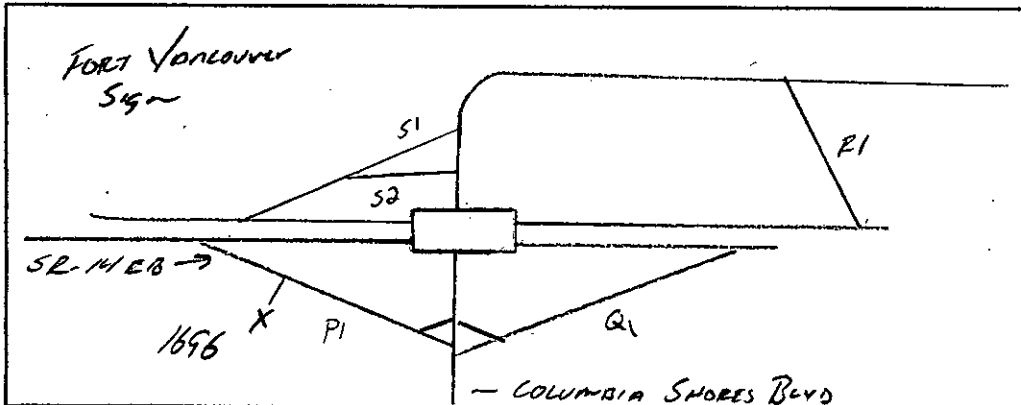
Direction Channel 1 _____
Direction Channel 2 _____
Unique ID# _____

Counter No. 501696 Count ID 19-001
SR - 014 RRT/RRQ P1 00075 MP 0.00
Leg 2 Direction EB OSID _____

Station Description _ ON SR-14 EB OFF RAMP TO COLUMBIA SHORES BLVD

Date	Day	Time	Comments			
/	2	/	Manual (1) _____ (2) _____ Counter (1) _____ (2) _____	<i>COUNTER SET ON TUESDAY</i>		
12/10/19	3	10:39	Manual (1) <u>5</u> (2) _____ Counter (1) <u>5</u> (2) _____	SET OK	JH	6.7V
12/11/19	4	9:01	Manual (1) <u>32</u> (2) _____ Counter (1) <u>32</u> (2) _____	CHECK OK	JH	6.5V
12/12/19	5	9:26	Manual (1) <u>45</u> (2) _____ Counter (1) <u>45</u> (2) _____	CHECK OK	JH	6.5V
12/13/19	6	<u>9:33</u>	Manual (1) <u>'</u> (2) _____ Counter (1) <u>'</u> (2) _____	PICK UP OK	JH	<u>6.5V</u>

Sketch



JH
Field Person

7327

STATE OF WASHINGTON - DEPARTMENT OF TRANSPORTATION
TRIP SYSTEM
15 MINUTE TRAFFIC COUNT SUMMARY

SR 014 P100075 MP 000.00 OFF SYSTEM ID. LEG 2 DIRECTION OF TRAFFIC EASTBOUND LANE ALL OF
COUNT IDENTIFIER 19-001 COUNTER NUMBER 501696 DESCRIPTION: ON SR 14 EB OFF RAMP TO COLUMBIA SHORES BLVD

12/10/19 TUESDAY												PM HOURS												DAILY TOTAL
AM HOURS																								
12	1	2	3	4	5	6	7	8	9	10	11	12	1	2	3	4	5	6	7	8	9	10	11	12
1	2	3	4	5	6	7	8	9	10	11	12	1	2	3	4	5	6	7	8	9	10	11	12	
00-15												129	150	157	123	129	121	152	98	99	50	60	22	10
15-30												138	134	125	119	103	137	148	122	100	62	44	32	11
30-45												145	148	126	140	115	118	134	88	83	59	31	27	4
45-00										109		162	146	134	126	155	136	143	115	74	45	36	12	10
HOUR	-----																							
TOT										109	574	578	542	508	502	512	577	423	356	216	171	93	35	5196

AM PEAK HOUR 1100 TO 1200 VOLUME 574 AM TOTAL 683
PM PEAK HOUR 1215 TO 0115 VOLUME 585 PM TOTAL 4513

12/11/19 WEDNESDAY												PM HOURS												DAILY TOTAL	
AM HOURS																									
12	1	2	3	4	5	6	7	8	9	10	11	12	1	2	3	4	5	6	7	8	9	10	11	12	
1	2	3	4	5	6	7	8	9	10	11	12	1	2	3	4	5	6	7	8	9	10	11	12		
00-15	11	13	8	7	12	35	68	63	118	89	79	133	180	143	151	122	142	150	113	92	63	68	25	18	
15-30	10	7	4	14	26	42	51	62	99	84	128	144	165	127	166	143	159	150	112	69	69	53	25	17	
30-45	10	4	9	6	40	78	59	94	108	113	95	165	133	144	130	97	144	138	99	74	42	38	19	6	
45-00	9	2	11	19	64	76	65	85	133	89	116	170	142	128	133	133	150	113	92	81	52	37	21	15	
HOUR	-----																								
TOT	40	26	32	46	142	231	243	304	458	375	418	612	620	542	580	495	595	551	416	316	226	196	90	56	7610

AM PEAK HOUR 1100 TO 1200 VOLUME 612 AM TOTAL 2927
PM PEAK HOUR 1200 TO 0100 VOLUME 620 PM TOTAL 4683

12/12/19 THURSDAY												PM HOURS												DAILY TOTAL	
AM HOURS																									
12	1	2	3	4	5	6	7	8	9	10	11	12	1	2	3	4	5	6	7	8	9	10	11	12	
1	2	3	4	5	6	7	8	9	10	11	12	1	2	3	4	5	6	7	8	9	10	11	12		
00-15	9	10	3	9	19	44	77	56	123	91	107	122	146	157	137	133	123	146	106	92	55	51	32	11	
15-30	10	6	7	15	30	38	46	65	140	130	121	134	130	138	161	150	119	122	93	102	65	43	34	13	
30-45	10	5	2	13	47	49	62	80	131	111	104	130	139	142	121	134	130	122	104	66	59	31	18	12	
45-00	10	3	7	8	57	79	91	106	116	97	107	155	164	141	139	126	144	111	101	63	44	28	23	18	
HOUR	-----																								
TOT	39	24	19	45	153	210	276	307	510	429	439	541	579	578	558	543	516	501	404	323	223	153	107	54	7531

AM PEAK HOUR 1100 TO 1200 VOLUME 541 AM TOTAL 2992
PM PEAK HOUR 1245 TO 0145 VOLUME 601 PM TOTAL 4539

STATE OF WASHINGTON - DEPARTMENT OF TRANSPORTATION
TRIPS SYSTEM
15 MINUTE TRAFFIC COUNT SUMMARY

SR 014 P100075 MP 000.00	OFF SYSTEM ID.	LEG 2	DIRECTION OF TRAFFIC EASTBOUND	LANE ALL OF																						
COUNT IDENTIFIER 19-001	COUNTER NUMBER 501696	DESCRIPTION: ON SR 14 EB OFF RAMP TO COLUMBIA SHORES BLVD												DAILY TOTAL												
12/13/19 FRIDAY	AM HOURS											PM HOURS											DAILY TOTAL			
	12	1	2	3	4	5	6	7	8	9	10	11	12	1	2	3	4	5	6	7	8	9	10	11	12	
00-15	12	6	8	5	10	38	79	87	149	108																
15-30	12	4	6	9	30	39	52	110	111	110																
30-45	5	8	6	9	37	75	65	116	142																	
45-00	12	2	4	18	49	100	110	157	116																	
HOUR	-----																									
TOT	41	20	24	41	126	252	306	470	518	218																2016

AM PEAK HOUR 0745 TO 0845 VOLUME 559 AM TOTAL 2016
 PM PEAK HOUR 0000 TO 0000 VOLUME 0 PM TOTAL 0

12/10/19 THRU 12/13/19
 TOTAL HOURS FOR COUNT 70

2 DAYS FACTOR GROUP P06 FACTOR GROUP CB-20
 AVG WEEKDAY VOL 7571 X SEASONAL ADJ. FACTOR 1.0000 = 7571 X AXLE CORR FACTOR 0.9678 = ESTIMATED AVG DAILY TRAFFIC 7327

PEAK HOUR PERCENTAGES: K = 8.98 D = 100.00
 PEAK HOUR LOCATION : VOLUME = 680 DATE: 12/11/19 TIME: 11:30 AM



Interval 60 min. 15 min.
 Binned(CL/SP) Count(volume)
Lane No 1 2

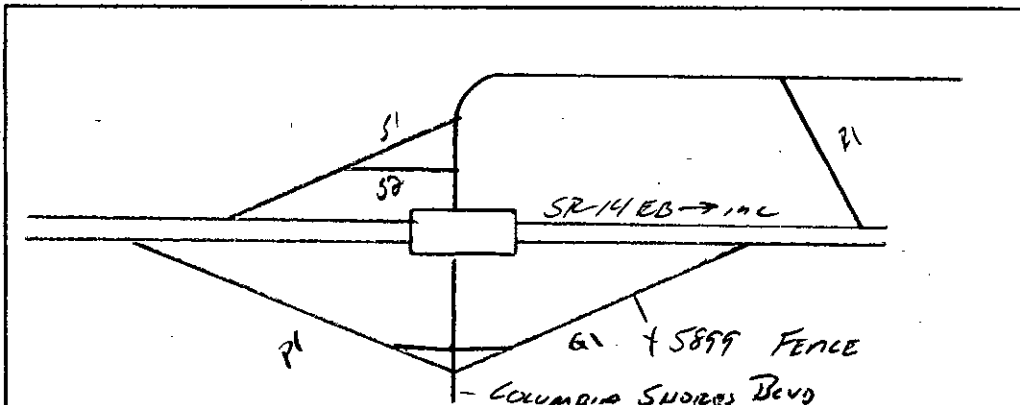
Direction Channel 1 _____
Direction Channel 2 _____
Unique ID# _____

Counter No. 505899 Count ID 19-001
SR 014 RRT/RRQ Q1 00160 MP 0.04
Leg 2 Direction EB OSID _____

Station Description _ ON SR-14 EB ON RAMP FROM COLUMBIA SHORES BLVD

Date	Day	Time	Comments
/	2	/	Manual (1) _____ (2) _____ Counter (1) _____ (2) _____ <i>COUNTER SET ON TUESDAY</i>
12/10/19	3	10:47	Manual (1) <u>5</u> (2) _____ Counter (1) <u>5</u> (2) _____ SET OK JH 6.5V
12/11/19	4	9:13	Manual (1) <u>26</u> (2) _____ Counter (1) <u>26</u> (2) _____ CHECK OK JH 6.4V
12/12/19	5	9:42	Manual (1) <u>18</u> (2) _____ Counter (1) <u>18</u> (2) _____ CHECK OK JH 6.4V
12/13/19	6	9:39	Manual (1) <u>1</u> (2) _____ Counter (1) <u>1</u> (2) _____ PICK UP OK JH 6.5V

Sketch



North

JH
Field Person

*MOVED FROM MILEPOST 0.03

3418
CL?

STATE OF WASHINGTON - DEPARTMENT OF TRANSPORTATION
TRIP SYSTEM
15 MINUTE TRAFFIC COUNT SUMMARY

SR 014 Q100160 MP 000.04 OFF SYSTEM ID. LEG 2 DIRECTION OF TRAFFIC EASTBOUND LANE ALL OF

COUNT IDENTIFIER 19-001 COUNTER NUMBER 505899 DESCRIPTION: ON SR 14 EB ON RAMP FROM COLUMBIA SHORES BLVD

12/10/19 TUESDAY												PM HOURS												DAILY TOTAL
AM HOURS																								
12	1	2	3	4	5	6	7	8	9	10	11	12	1	2	3	4	5	6	7	8	9	10	11	
1	2	3	4	5	6	7	8	9	10	11	12	1	2	3	4	5	6	7	8	9	10	11	12	
00-15											55	60	45	58	67	71	102	74	47	41	39	18	7	
15-30											55	64	51	46	68	81	63	47	59	58	26	21	9	
30-45											45	48	59	78	85	80	66	36	47	66	37	15	3	
45-00											59	66	65	44	71	61	57	47	45	55	18	9	6	
HOUR	-----																							
TOT											214	238	220	226	291	293	288	204	198	220	120	63	25	2600

AM PEAK HOUR 1100 TO 1200 VOLUME 214 AM TOTAL 214
PM PEAK HOUR 0415 TO 0515 VOLUME 324 PM TOTAL 2386

12/11/19 WEDNESDAY												PM HOURS												DAILY TOTAL
AM HOURS																								
12	1	2	3	4	5	6	7	8	9	10	11	12	1	2	3	4	5	6	7	8	9	10	11	
1	2	3	4	5	6	7	8	9	10	11	12	1	2	3	4	5	6	7	8	9	10	11	12	
00-15	11	6	5		8	4	9	32	39	39	35	39	54	67	78	71	95	89	44	57	44	27	18	
15-30	8	2	3	4	11	7	20	40	46	56	30	52	68	68	54	70	80	66	63	37	46	42	16	
30-45	4	2	1	10	5	12	28	49	56	47	48	48	63	61	64	80	105	60	44	28	50	25	17	
45-00	2	2	1	1	10	19	32	22	38	46	44	52	74	52	64	80	77	60	36	32	58	23	6	
HOUR	-----																							
TOT	25	12	10	15	34	42	89	143	179	188	157	191	259	248	260	301	357	275	187	154	198	117	57	

AM PEAK HOUR 1100 TO 1200 VOLUME 191 AM TOTAL 1085
PM PEAK HOUR 0345 TO 0445 VOLUME 360 PM TOTAL 2447

12/12/19 THURSDAY												PM HOURS												DAILY TOTAL
AM HOURS																								
12	1	2	3	4	5	6	7	8	9	10	11	12	1	2	3	4	5	6	7	8	9	10	11	
1	2	3	4	5	6	7	8	9	10	11	12	1	2	3	4	5	6	7	8	9	10	11	12	
00-15	16	3	7	3	7	5	13	39	34	42	40	51	67	67	69	92	99	99	56	66	47	22	12	
15-30	3	4		3	9	17	30	57	47	28	38	46	58	62	72	66	75	76	51	43	25	27	7	
30-45	4		2	9	10	26	42	42	51	39	60	47	68	77	90	100	62	52	39	32	28	14	11	
45-00	3	5	2	6	18	34	30	26	31	39	31	59	56	61	61	88	81	50	36	29	33	20	8	
HOUR	-----																							
TOT	26	12	11	21	34	66	99	164	154	160	148	216	228	258	279	336	355	287	195	177	137	97	41	

AM PEAK HOUR 1100 TO 1200 VOLUME 216 AM TOTAL 1111
PM PEAK HOUR 0345 TO 0445 VOLUME 362 PM TOTAL 2420

STATE OF WASHINGTON - DEPARTMENT OF TRANSPORTATION
TRIP SYSTEM
15 MINUTE TRAFFIC COUNT SUMMARY

SR 014 Q100160 MP 000.04	OFF SYSTEM ID.	LEG 2	DIRECTION OF TRAFFIC EASTBOUND														LANE ALL OF									
COUNT IDENTIFIER 19-001	COUNTER NUMBER 505899	DESCRIPTION: ON SR 14 EB ON RAMP FROM COLUMBIA SHORES BLVD																								
12/13/19 FRIDAY	AM HOURS								PM HOURS								DAILY									
	12	1	2	3	4	5	6	7	8	9	10	11	12	1	2	3	4	5	6	7	8	9	10	11	12	TOTAL
00-15	11	3	9	2	7	6	18	16	30	38																
15-30	3	2	1	8	4	5	17	48	43	47																
30-45	4	2	1	4	15	12	19	38	24																	
45-00	3	1		5	4	18	23	38	34																	
HOUR	-----																									
TOT	21	8	11	19	30	41	77	140	131	85																563

AM PEAK HOUR 0715 TO 0815 VOLUME 154 AM TOTAL 563
 PM PEAK HOUR 0000 TO 0000 VOLUME 0 PM TOTAL 0

12/10/19 THRU 12/13/19
 TOTAL HOURS FOR COUNT 70

2 DAYS FACTOR GROUP P06 FACTOR GROUP CB-20
 AVG WEEKDAY VOL 3532 X SEASONAL ADJ. FACTOR 1.0000 = 3532 X AXLE CORR FACTOR 0.9678 = ESTIMATED AVG DAILY TRAFFIC 3418

PEAK HOUR PERCENTAGES: K = 10.25 D = 100.00
 PEAK HOUR LOCATION : VOLUME = 362 DATE: 12/12/19 TIME: 03:45 PM

NOTE: COUNT LOW?



Washington State
Department of Transportation

NOTE:
ONE DAY

Diamond Traffic Counter

Interval 60 min. 15 min.
 Binned(CL/SP) Count(volume)
 Lane No 1 2

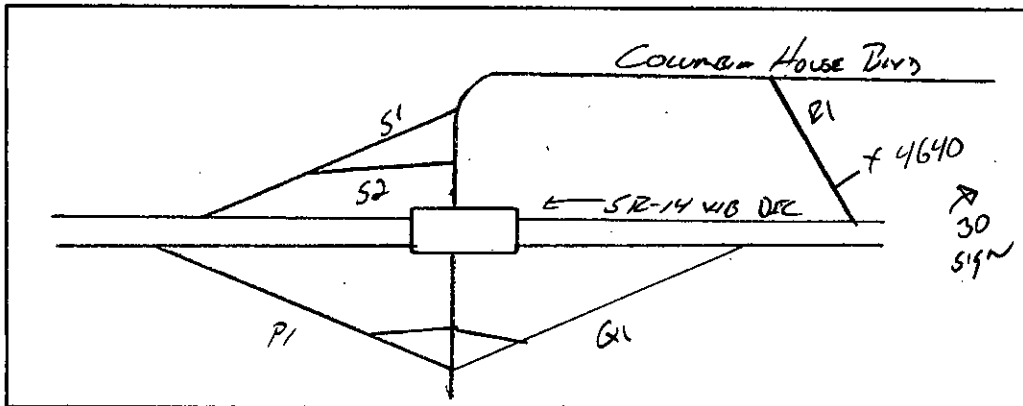
Direction Channel 1 _____
 Direction Channel 2 _____
 Unique ID# _____

Counter No. 504640 Count ID 19-001
 SR 014 RRT/RRQ R1 00192 MP 0.00
 Leg 2 Direction WB OSID _____

Station Description ON SR-14 WB OFF RAMP TO COLUMBIA HOUSE BLVD

Date	Day	Time	Comments
/	2	/	Manual (1) _____ (2) _____ Counter (1) _____ (2) _____ <i>COUNTER SET ON TUESDAY</i>
12/10/19	3	14:02	Manual (1) <u>3</u> (2) _____ Counter (1) <u>3</u> (2) _____ SET OK JH 6.4V
12/11/19	4	8:38	Manual (1) <u>43</u> (2) _____ Counter (1) <u>43</u> (2) _____ CHECK OK JH 6.4V
12/12/19	5	8:46	Manual (1) <u>40</u> (2) _____ Counter (1) <u>40</u> (2) _____ CHECK OK JH 6.4V
12/13/19	6	<u>9:14</u>	Manual (1) _____ (2) _____ Counter (1) _____ (2) _____ <u>WATER IN TUBE</u> PICK UP OK JH 6.5V

Sketch



JH
Field Person

5591
09

STATE OF WASHINGTON - DEPARTMENT OF TRANSPORTATION
TRIP SYSTEM
15 MINUTE TRAFFIC COUNT SUMMARY

SR 014 R100192 MP 000.00		OFF SYSTEM ID.		LEG 2		DIRECTION OF TRAFFIC WESTBOUND										LANE ALL OF										
COUNT IDENTIFIER 19-001		COUNTER NUMBER 504640		DESCRIPTION: ON SR 14 WB OFF RAMP TO COLUMBIA SHORES BLVD																						
12/10/19 TUESDAY												12/10/19 TUESDAY												DAILY TOTAL		
AM HOURS						PM HOURS						PM HOURS														
12	1	2	3	4	5	6	7	8	9	10	11	12	1	2	3	4	5	6	7	8	9	10	11	12		
00-15																87	80	109	93	71	31	25	17	8		
15-30														116	84	106	109	83	59	38	18	15	11			
30-45														103	69	76	110	77	50	26	17	13	14			
45-00														90	121	125	96	76	37	28	20	8	10			
HOUR	-----																									
TOT																309	361	387	424	329	217	123	80	53	43	2326

AM PEAK HOUR 0000 TO 0000 VOLUME 0 AM TOTAL 0
PM PEAK HOUR 0445 TO 0545 VOLUME 453 PM TOTAL 2326

12/11/19 WEDNESDAY												12/11/19 WEDNESDAY												DAILY TOTAL	
AM HOURS						PM HOURS						PM HOURS													
12	1	2	3	4	5	6	7	8	9	10	11	12	1	2	3	4	5	6	7	8	9	10	11	12	
00-15	5	1	2	3	10	25	67	88	132	106	66	70	82	80	80	69	105	88	84	73	31	21	16	11	
15-30	6	5	2	9	19	55	93	96	113	97	62	91	82	80	96	88	112	97	110	42	28	20	14	9	
30-45	5	4	2	7	63	81	89	99	109	76	81	77	104	89	103	80	93	94	56	49	32	25	14	10	
45-00	4	3	2	7	60	121	149	137	106	94	80	99	88	91	93	118	100	84	67	37	31	11	8	4	
HOUR	-----																								
TOT	20	13	8	26	152	282	398	420	460	373	289	337	356	340	372	355	410	363	317	201	122	77	52	34	5777

AM PEAK HOUR 0745 TO 0845 VOLUME 491 AM TOTAL 2778
PM PEAK HOUR 0345 TO 0445 VOLUME 428 PM TOTAL 2999

12/12/19 THURSDAY												12/12/19 THURSDAY												DAILY TOTAL	
AM HOURS						PM HOURS						PM HOURS													
12	1	2	3	4	5	6	7	8	9	10	11	12	1	2	3	4	5	6	7	8	9	10	11	12	
00-15	8	2	2	2	14	18	45	82	122	93	48	75	7	1											
15-30	4	1		7	28	60	76	96	128	112	67	72	11	2											
30-45	9	3	3	5	63	76	102	103	103	77	73	40	4												
45-00	3	1	2	9	50	102	135	148	102	64	85	7	2												
HOUR	-----																								
TOT	24	7	7	23	155	256	358	429	455	346	273	194	24	3											2554

AM PEAK HOUR 0730 TO 0830 VOLUME 501 AM TOTAL 2527
PM PEAK HOUR 1200 TO 0100 VOLUME 24 PM TOTAL 27

WATER IN TUBE

DOT-RNB515A-B

STATE OF WASHINGTON - DEPARTMENT OF TRANSPORTATION
TRIPS SYSTEM
15 MINUTE TRAFFIC COUNT SUMMARY

DATE 01/09/20
TIME 15:27:01
PAGE 50

SR 014 R100192 MP 000.00 OFF SYSTEM ID. LEG 2 DIRECTION OF TRAFFIC WESTBOUND LANE ALL OF

COUNT IDENTIFIER 19-001 COUNTER NUMBER 504640 DESCRIPTION: ON SR 14 WB OFF RAMP TO COLUMBIA SHORES BLVD

12/13/19 FRIDAY												PM HOURS												DAILY TOTAL	
AM HOURS																									
12	1	2	3	4	5	6	7	8	9	10	11	12	1	2	3	4	5	6	7	8	9	10	11	12	
1	2	3	4	5	6	7	8	9	10	11	12	1	2	3	4	5	6	7	8	9	10	11	12		

00-15
15-30
30-45
45-00
HOUR
TOT

WATER TUBE

AM PEAK HOUR 0000 TO 0000 VOLUME 0 AM TOTAL 0
PM PEAK HOUR 0000 TO 0000 VOLUME 0 PM TOTAL 0

12/10/19 THRU 12/13/19
TOTAL HOURS FOR COUNT 47

1 DAYS FACTOR GROUP P06 FACTOR GROUP CB-20
AVG WEEKDAY VOL 5777 X SEASONAL ADJ. FACTOR 1.0000 = 5777 X AXLE CORR FACTOR 0.9678 = ESTIMATED AVG DAILY TRAFFIC 5591

PEAK HOUR PERCENTAGES: K = 8.67 D = 100.00
PEAK HOUR LOCATION : VOLUME = 501 DATE: 12/12/19 TIME: 07:30 AM

NOTE: ONE DAY



JP

Interval 60 min. 15 min.
 Binned(CL/SP) Count(volume)
Lane No 1 2

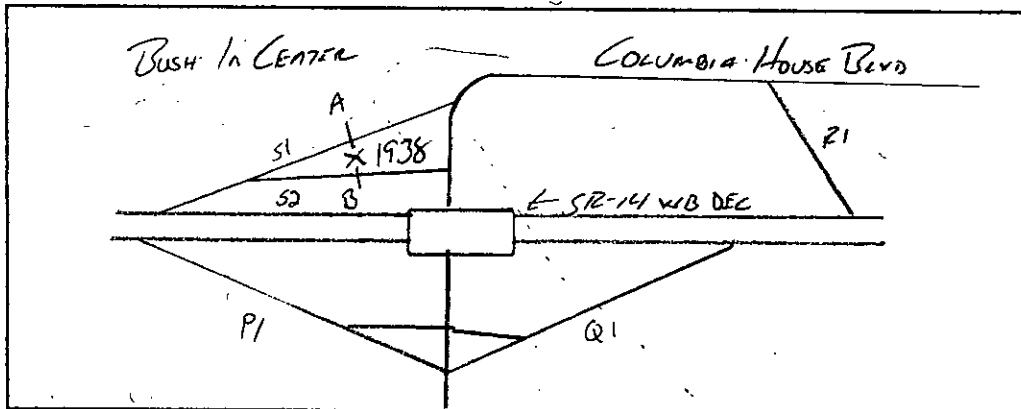
Direction Channel 1 WB S1 00055 1 of 2
Direction Channel 2 WB S2 00055 2 of 2
Unique ID# _____

Counter No. 501938 Count ID 19-001
SR 014 RRT/RRQ 5100055 MP 0.28
Leg 2 Direction See 1,2 OSID _____

Station Description ON SR 14 WB ON RAMP FROM COLUMBIA SHORES BLVD

Date	Day	Time	Comments
/	2	/	Manual (1) _____ (2) _____ Counter (1) _____ (2) _____ <i>COUNTER SET ON TUESDAY</i>
12/10/19	3	14:16	Manual (1) <u>5</u> (2) <u>5</u> Counter (1) <u>5</u> (2) <u>5</u> SET OK JH 6.5V
12/11/19	4	8:49	Manual (1) <u>17</u> (2) <u>23</u> Counter (1) <u>17</u> (2) <u>23</u> CHECK OK JH 6.5V
12/12/19	5	8:57	Manual (1) <u>15</u> (2) <u>18</u> Counter (1) <u>15</u> (2) <u>18</u> CHECK OK JH 6.5V
12/13/19	6	9:24	Manual (1) <u>0</u> (2) <u>1</u> Counter (1) <u>0</u> (2) <u>1</u> CH#1 WATER IN TUBE PICK UP OK JH 6.5V

Sketch



*LOCATION MOVED FROM MILLPOST 0.26



SH

Field Person

STATE OF WASHINGTON - DEPARTMENT OF TRANSPORTATION
TRIP SYSTEM
15 MINUTE TRAFFIC COUNT SUMMARY

SR 014 S100055 MP 000.28 OFF SYSTEM ID. LEG 2 DIRECTION OF TRAFFIC WESTBOUND LANE 1 OF 2

COUNT IDENTIFIER 19-001 COUNTER NUMBER 501938 DESCRIPTION: ON SR 14 WB ON RAMP FROM COLUMBIA SHORES BLVD

12/10/19 TUESDAY												PM HOURS												DAILY TOTAL	
AM HOURS																									
12	1	2	3	4	5	6	7	8	9	10	11	12	1	2	3	4	5	6	7	8	9	10	11	12	
1	2	3	4	5	6	7	8	9	10	11	12	1	2	3	4	5	6	7	8	9	10	11	12		
00-15															94	130	110	79	72	52	37	22	11		
15-30															79	84	90	61	79	46	25	22	7		
30-45														77	153	142	80	61	70	60	30	17	6		
45-00														78	89	97	87	69	46	41	27	15	5		
HOUR	-----																								
TOT															155	415	453	367	270	267	199	119	76	29	2350

AM PEAK HOUR 0000 TO 0000 VOLUME 0 AM TOTAL 0
PM PEAK HOUR 0330 TO 0430 VOLUME 456 PM TOTAL 2350

12/11/19 WEDNESDAY												PM HOURS												DAILY TOTAL	
AM HOURS																									
12	1	2	3	4	5	6	7	8	9	10	11	12	1	2	3	4	5	6	7	8	9	10	11	12	
1	2	3	4	5	6	7	8	9	10	11	12	1	2	3	4	5	6	7	8	9	10	11	12		
00-15	13	9	4	1	4	11	12	27	38	44	64	66	100	75	72	107	128	123	79	62	67	30	15	15	
15-30	8	5	2	2	4	15	24	30	31	45	35	82	77	83	69	77	109	116	87	49	57	21	14	5	
30-45	6	3	2	7	7	8	17	44	47	34	51	79	96	92	99	128	166	120	103	65	56	30	11	4	
45-00	2	2	3	5	8	17	23	47	47	55	64	82	82	70	94	102	106	94	63	55	52	19	9	6	
HOUR	-----																								
TOT	29	19	11	15	23	51	76	148	163	178	214	309	355	320	334	414	509	453	332	231	232	100	49	30	4595

AM PEAK HOUR 1100 TO 1200 VOLUME 309 AM TOTAL 1236
PM PEAK HOUR 0430 TO 0530 VOLUME 511 PM TOTAL 3359

12/12/19 THURSDAY												PM HOURS												DAILY TOTAL	
AM HOURS																									
12	1	2	3	4	5	6	7	8	9	10	11	12	1	2	3	4	5	6	7	8	9	10	11	12	
1	2	3	4	5	6	7	8	9	10	11	12	1	2	3	4	5	6	7	8	9	10	11	12		
00-15	22	4	6	4	16	25	36	34	55	48	74	83	79	78	85	122	141	83	74	67	39	23	18		
15-30	6	6	2	4	5	11	30	25	52	45	59	58	77	89	76	105	112	93	59	53	31	24	5		
30-45	8	2	4	4	5	12	23	35	40	65	52	87	92	72	110	133	134	104	75	73	55	20	24	2	
45-00	4	1	2	5	10	17	26	36	44	67	62	90	92	80	72	97	121	73	72	48	48	27	9	4	
HOUR	-----																								
TOT	40	13	14	13	24	56	104	132	170	232	221	309	345	308	349	391	482	430	323	254	223	117	80	29	4659

AM PEAK HOUR 1100 TO 1200 VOLUME 309 AM TOTAL 1328
PM PEAK HOUR 0430 TO 0530 VOLUME 508 PM TOTAL 3331

STATE OF WASHINGTON - DEPARTMENT OF TRANSPORTATION
T R I P S S Y S T E M
15 MINUTE TRAFFIC COUNT SUMMARY

SR 014 S100055 MP 000.28 OFF SYSTEM ID. LEG 2 DIRECTION OF TRAFFIC WESTBOUND LANE 1 OF 2

COUNT IDENTIFIER 19-001 COUNTER NUMBER 501938 DESCRIPTION: ON SR 14 WB ON RAMP FROM COLUMBIA SHORES BLVD

12/13/19 FRIDAY				AM HOURS								PM HOURS								DAILY TOTAL					
12	1	2	3	4	5	6	7	8	9	10	11	12	1	2	3	4	5	6	7		8	9	10	11	12
00-15	20	5	1																						
15-30	4																								
30-45	7																								
45-00	7	6																							
HOUR																									
TOT	38	11	1																						50

AM PEAK HOUR 0000 TO 0100 VOLUME 38
PM PEAK HOUR 0000 TO 0000 VOLUME 0

AM TOTAL 50
PM TOTAL 0

STATE OF WASHINGTON - DEPARTMENT OF TRANSPORTATION
TRIPS SYSTEM
15 MINUTE TRAFFIC COUNT SUMMARY

SR 014 S100055 MP 000.28		OFF SYSTEM ID.		LEG 2		DIRECTION OF TRAFFIC WESTBOUND																LANE 2 OF 2				
COUNT IDENTIFIER 19-001		COUNTER NUMBER 501938		DESCRIPTION: ON SR 14 WB ON RAMP FROM COLUMBIA SHORES BLVD																						
12/10/19 TUESDAY												12/10/19 TUESDAY												DAILY TOTAL		
AM HOURS											PM HOURS															
12	1	2	3	4	5	6	7	8	9	10	11	12	1	2	3	4	5	6	7	8	9	10	11	12		
1	2	3	4	5	6	7	8	9	10	11	12	1	2	3	4	5	6	7	8	9	10	11	12			
00-15																97	114	111	40	25	47	44	31	7		
15-30																81	91	60	33	35	44	27	11	2		
30-45															69	115	114	58	24	14	39	22	5	12		
45-00															70	79	53	55	42	45	44	20	11	11		
HOUR	-----																									
TOT																139	372	372	284	139	119	174	113	58	32	1802

AM PEAK HOUR 0000 TO 0000 VOLUME 0 AM TOTAL 0
PM PEAK HOUR 0330 TO 0430 VOLUME 399 PM TOTAL 1802

12/11/19 WEDNESDAY												12/11/19 WEDNESDAY												DAILY TOTAL	
AM HOURS											PM HOURS														
12	1	2	3	4	5	6	7	8	9	10	11	12	1	2	3	4	5	6	7	8	9	10	11	12	
1	2	3	4	5	6	7	8	9	10	11	12	1	2	3	4	5	6	7	8	9	10	11	12		
00-15	4	9	1	15	21	20	36	41	31	45	56	58	72	58	62	97	95	108	45	18	28	43	19	9	
15-30		1	8	8	7	27	38	25	50	37	57	73	70	55	57	71	59	55	29	33	21	35	9	6	
30-45	10	14	15	10	4	14	20	32	46	58	42	48	45	53	77	108	97	53	29	29	42	18	10	11	
45-00	5		5	4	37	15	28	43	66	44	59	55	46	72	72	55	67	39	30	23	48	19	5	14	
HOUR	-----																								
TOT	19	24	29	37	69	76	122	141	193	184	214	234	233	238	268	331	318	255	133	103	139	115	43	40	3558

AM PEAK HOUR 1045 TO 1145 VOLUME 238 AM TOTAL 1342
PM PEAK HOUR 0245 TO 0345 VOLUME 348 PM TOTAL 2216

12/12/19 THURSDAY												12/12/19 THURSDAY												DAILY TOTAL	
AM HOURS											PM HOURS														
12	1	2	3	4	5	6	7	8	9	10	11	12	1	2	3	4	5	6	7	8	9	10	11	12	
1	2	3	4	5	6	7	8	9	10	11	12	1	2	3	4	5	6	7	8	9	10	11	12		
00-15	2	5	4	7	4	12	23	32	46	44	66	57	68	52	65	90	112	110	31	40	17	14	16	14	
15-30	4	2	9	2	11	20	26	43	38	29	43	60	43	46	62	86	80	54	31	25	30	13	11	5	
30-45	1	18	3	11	15	15	17	59	57	65	44	67	65	50	85	125	114	60	24	33	23	16	7	14	
45-00	12		8	12	17	19	31	43	58	54	66	45	67	52	61	99	72	36	31	22	18	3	7	8	
HOUR	-----																								
TOT	19	25	24	32	47	66	97	177	199	192	219	229	243	200	273	400	378	260	117	120	88	46	41	41	3533

AM PEAK HOUR 1045 TO 1145 VOLUME 250 AM TOTAL 1326
PM PEAK HOUR 0315 TO 0415 VOLUME 422 PM TOTAL 2207

STATE OF WASHINGTON - DEPARTMENT OF TRANSPORTATION
TRIPS SYSTEM
15 MINUTE TRAFFIC COUNT SUMMARY

SR 014 S100055 MP 000.28 OFF SYSTEM ID. LEG 2 DIRECTION OF TRAFFIC WESTBOUND LANE 2 OF 2

COUNT IDENTIFIER 19-001 COUNTER NUMBER 501938 DESCRIPTION: ON SR 14 WB ON RAMP FROM COLUMBIA SHORES BLVD

12/13/19 FRIDAY		AM HOURS										PM HOURS										DAILY TOTAL		
12	1	2	3	4	5	6	7	8	9	10	11	12	1	2	3	4	5	6	7	8	9		10	11
00-15	4	5	7	7	26	16	34	29	52	54														
15-30	7	4	4	2	21	24	28	31	40															
30-45	8	10	4	18	1	30	23	41	50															
45-00	1	6	6	5	14	28	36	44	65															
HOUR	-----																							
TOT	20	25	21	32	62	98	121	145	207	54														785

AM PEAK HOUR 0815 TO 0915 VOLUME 209
PM PEAK HOUR 0000 TO 0000 VOLUME 0

AM TOTAL 785
PM TOTAL 0

STATE OF WASHINGTON - DEPARTMENT OF TRANSPORTATION
TRIP SYSTEM
15 MINUTE TRAFFIC COUNT SUMMARY

SR 014 S100055 MP 000.28		OFF SYSTEM ID.		LEG 2		DIRECTION OF TRAFFIC WESTBOUND															LANE 12 OF 2				
COUNT IDENTIFIER 19-001		COUNTER NUMBER 501938		DESCRIPTION: ON SR 14 WB ON RAMP FROM COLUMBIA SHORES BLVD																					
12/10/19 TUESDAY												12/10/19 TUESDAY												DAILY TOTAL	
AM HOURS											PM HOURS														
12	1	2	3	4	5	6	7	8	9	10	11	12	1	2	3	4	5	6	7	8	9	10	11	12	
00-15																191	244	221	119	97	99	81	53	18	
15-30																160	175	150	94	114	90	52	33	9	
30-45															146	268	256	138	85	84	99	52	22	18	
45-00															148	168	150	142	111	91	85	47	26	16	
HOUR	-----																								
TOT															294	787	825	651	409	386	373	232	134	61	4152

AM PEAK HOUR 0000 TO 0000 VOLUME 0 AM TOTAL 0
PM PEAK HOUR 0330 TO 0430 VOLUME 855 PM TOTAL 4152

12/11/19 WEDNESDAY												12/11/19 WEDNESDAY												DAILY TOTAL	
AM HOURS											PM HOURS														
12	1	2	3	4	5	6	7	8	9	10	11	12	1	2	3	4	5	6	7	8	9	10	11	12	
00-15	17	18	5	16	25	31	48	68	69	89	120	124	172	133	134	204	223	231	124	80	95	73	34	24	
15-30	8	6	10	10	11	42	62	55	81	82	92	155	147	138	126	148	168	171	116	82	78	56	23	11	
30-45	16	17	17	17	11	22	37	76	93	92	93	127	141	145	176	236	263	173	132	94	98	48	21	15	
45-00	7	2	8	9	45	32	51	90	113	99	123	137	128	142	166	157	173	133	93	78	100	38	14	20	
HOUR	-----																								
TOT	48	43	40	52	92	127	198	289	356	362	428	543	588	558	602	745	827	708	465	334	371	215	92	70	8153

AM PEAK HOUR 1100 TO 1200 VOLUME 543 AM TOTAL 2578
PM PEAK HOUR 0430 TO 0530 VOLUME 838 PM TOTAL 5575

12/12/19 THURSDAY												12/12/19 THURSDAY												DAILY TOTAL	
AM HOURS											PM HOURS														
12	1	2	3	4	5	6	7	8	9	10	11	12	1	2	3	4	5	6	7	8	9	10	11	12	
00-15	24	9	10	7	8	28	48	68	80	99	114	131	151	131	143	175	234	251	114	114	84	53	39	32	
15-30	10	8	11	6	16	31	56	68	90	74	102	118	121	123	151	162	185	166	124	84	83	44	35	10	
30-45	9	20	7	15	20	27	40	94	97	130	96	154	157	122	195	258	248	164	99	106	78	36	31	16	
45-00	16	1	10	17	27	36	57	79	102	121	128	135	159	132	133	196	193	109	103	70	66	30	16	12	
HOUR	-----																								
TOT	59	38	38	45	71	122	201	309	369	424	440	538	588	508	622	791	860	690	440	374	311	163	121	70	8192

AM PEAK HOUR 1100 TO 1200 VOLUME 538 AM TOTAL 2654
PM PEAK HOUR 0415 TO 0515 VOLUME 877 PM TOTAL 5538

DOT-RNB515A-B

STATE OF WASHINGTON - DEPARTMENT OF TRANSPORTATION
TRIP SYSTEM
15 MINUTE TRAFFIC COUNT SUMMARY

DATE 01/09/20
TIME 15:27:01
PAGE 42

SR 014 S100055 MP 000.28 OFF-SYSTEM ID. LEG 2 DIRECTION OF TRAFFIC WESTBOUND LANE 12 OF 2

COUNT IDENTIFIER 19-001 COUNTER NUMBER 501938 DESCRIPTION: ON SR 14 WB ON RAMP FROM COLUMBIA SHORES BLVD

	AM HOURS											PM HOURS											DAILY TOTAL		
	12	1	2	3	4	5	6	7	8	9	10	11	12	1	2	3	4	5	6	7	8	9		10	11
12/13/19 FRIDAY	1	2	3	4	5	6	7	8	9	10	11	12	1	2	3	4	5	6	7	8	9	10	11	12	
00-15	24	10	8	7	26	16	34	29	52	54															
15-30	11	4	4	2	21	24	28	31	40																
30-45	15	10	4	18	1	30	23	41	50																
45-00	8	12	6	5	14	28	36	44	65																
HOUR	-----																								
TOT	58	36	22	32	62	98	121	145	207	54															835

AM PEAK HOUR 0815 TO 0915 VOLUME 209 AM TOTAL 835
PM PEAK HOUR 0000 TO 0000 VOLUME 0 PM TOTAL 0

12/10/19 THRU 12/13/19
TOTAL HOURS FOR COUNT 66

2 DAYS FACTOR GROUP P06 FACTOR GROUP CB-20
AVG WEEKDAY VOL 8173 X SEASONAL ADJ. FACTOR 1.0000 = 8173 X AXLE CORR FACTOR 0.9678 = ESTIMATED AVG DAILY TRAFFIC 7910

PEAK HOUR PERCENTAGES: K = 10.73 D = 100.00
PEAK HOUR LOCATION : VOLUME = 877 DATE: 12/12/19 TIME: 04:15 PM



Interval 60 min. 15 min.
 Binned(CL/SP) Count(volume)
 Lane No 1 2

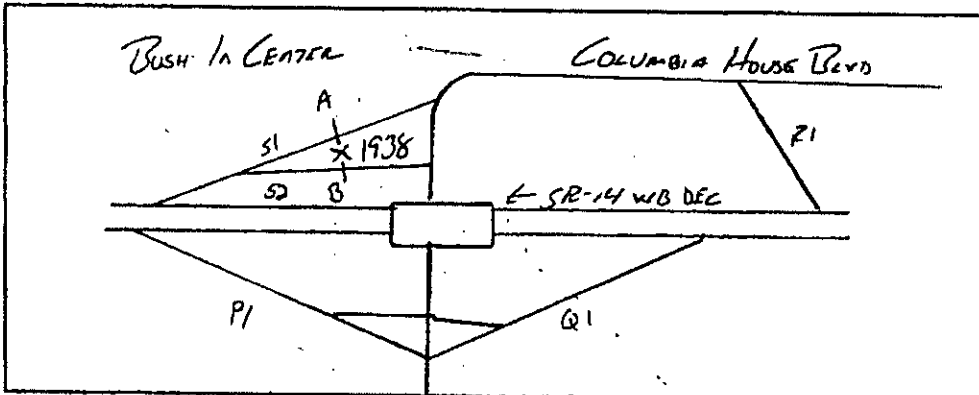
Direction Channel 1 WB S1 00055 - WB
 Direction Channel 2 WB S2 00055 - D
 Unique ID# _____

Counter No. 501938 Count ID 19-001
 SR 014 RRT/RRQ 5/00055 MP 0.00
 Leg 2 Direction See 1,2 OSID _____

Station Description - ON SR 14 WB ON RAMP FROM COLUMBIA SHORES BLVD

Date	Day	Time	Comments
	2		Manual (1) _____ (2) _____ Counter (1) _____ (2) _____ <i>COUNTER SET ON TUESDAY</i>
12/10/19	3	14:16	Manual (1) <u>5</u> (2) <u>5</u> Counter (1) <u>5</u> (2) <u>5</u> SET OK JH 6.5V
12/11/19	4	8:49	Manual (1) <u>17</u> (2) <u>23</u> Counter (1) <u>17</u> (2) <u>23</u> CHECK OK JH 6.5V
12/12/19	5	8:57	Manual (1) <u>15</u> (2) <u>18</u> Counter (1) <u>15</u> (2) <u>18</u> CHECK OK JH 6.5V
12/13/19	6	9:24	Manual (1) <u>0</u> (2) <u>1</u> Counter (1) <u>0</u> (2) <u>1</u> <u>CH#1 WATER IN TUBE</u> ✓ PICK UP OK JH 6.5V

Sketch



North

JH

Field Person

4478

STATE OF WASHINGTON - DEPARTMENT OF TRANSPORTATION
TRIP SYSTEM
15 MINUTE TRAFFIC COUNT SUMMARY

SR 014 S100055 MP 000.00	OFF SYSTEM ID.	LEG 2	DIRECTION OF TRAFFIC WESTBOUND																	LANE ALL OF																									
COUNT IDENTIFIER 19-001	COUNTER NUMBER 501938	DESCRIPTION: ON SR 14 WB ON RAMP FROM COLUMBIA SHORES BLVD																																											
12/10/19 TUESDAY												PM HOURS										DAILY																							
AM HOURS																						TOTAL																							
12	1	2	3	4	5	6	7	8	9	10	11	12	1	2	3	4	5	6	7	8	9	10	11	12	TOTAL																				
00-15																94	130	110	79	72	52	37	22	11																					
15-30																79	84	90	61	79	46	25	22	7																					
30-45															77	153	142	80	61	70	60	30	17	6																					
45-00															78	89	97	87	69	46	41	27	15	5																					
HOUR	-----																																												
TOT																155	415	453	367	270	267	199	119	76	29	2350																			

AM PEAK HOUR 0000 TO 0000 VOLUME 0 AM TOTAL 0
PM PEAK HOUR 0330 TO 0430 VOLUME 456 PM TOTAL 2350

12/11/19 WEDNESDAY												PM HOURS										DAILY																							
AM HOURS																						TOTAL																							
12	1	2	3	4	5	6	7	8	9	10	11	12	1	2	3	4	5	6	7	8	9	10	11	12	TOTAL																				
00-15	13	9	4	1	4	11	12	27	38	44	64	66	100	75	72	107	128	123	79	62	67	30	15	15																					
15-30	8	5	2	2	4	15	24	30	31	45	35	82	77	83	69	77	109	116	87	49	57	21	14	5																					
30-45	6	3	2	7	7	8	17	44	47	34	51	79	96	92	99	128	166	120	103	65	56	30	11	4																					
45-00	2	2	3	5	8	17	23	47	47	55	64	82	82	70	94	102	106	94	63	55	52	19	9	6																					
HOUR	-----																																												
TOT	29	19	11	15	23	51	76	148	163	178	214	309	355	320	334	414	509	453	332	231	232	100	49	30	4595																				

AM PEAK HOUR 1100 TO 1200 VOLUME 309 AM TOTAL 1236
PM PEAK HOUR 0430 TO 0530 VOLUME 511 PM TOTAL 3359

12/12/19 THURSDAY												PM HOURS										DAILY																							
AM HOURS																						TOTAL																							
12	1	2	3	4	5	6	7	8	9	10	11	12	1	2	3	4	5	6	7	8	9	10	11	12	TOTAL																				
00-15	22	4	6		4	16	25	36	34	55	48	74	83	79	78	85	122	141	83	74	67	39	23	18																					
15-30	6	6	2	4	5	11	30	25	52	45	59	58	78	77	89	76	105	112	93	59	53	31	24	5																					
30-45	8	2	4	4	5	12	23	35	40	65	52	87	92	72	110	133	134	104	75	73	55	20	24	2																					
45-00	4	1	2	5	10	17	26	36	44	67	62	90	92	80	72	97	121	73	72	48	48	27	9	4																					
HOUR	-----																																												
TOT	40	13	14	13	24	56	104	132	170	232	221	309	345	308	349	391	482	430	323	254	223	117	80	29	4659																				

AM PEAK HOUR 1100 TO 1200 VOLUME 309 AM TOTAL 1328
PM PEAK HOUR 0430 TO 0530 VOLUME 508 PM TOTAL 3331

STATE OF WASHINGTON - DEPARTMENT OF TRANSPORTATION
T R I P S S Y S T E M
15 MINUTE TRAFFIC COUNT SUMMARY

SR 014 S100055 MP 000.00		OFF SYSTEM ID.		LEG 2		DIRECTION OF TRAFFIC WESTBOUND												LANE ALL OF									
COUNT IDENTIFIER 19-001		COUNTER NUMBER 501938		DESCRIPTION: ON SR 14 WB ON RAMP FROM COLUMBIA SHORES BLVD																							
12/13/19 FRIDAY		AM HOURS										PM HOURS										DAILY					
		12	1	2	3	4	5	6	7	8	9	10	11	12	1	2	3	4	5	6	7	8	9	10	11	12	TOTAL
00-15	20	5	1																								
15-30	4																										
30-45	7																										
45-00	7	6																									
HOUR																											
TOT	38	11	1																							50	

AM PEAK HOUR 0000 TO 0100 VOLUME 38 AM TOTAL 50
 PM PEAK HOUR 0000 TO 0000 VOLUME 0 PM TOTAL 0

12/10/19 THRU 12/13/19
 TOTAL HOURS FOR COUNT 66

2 DAYS FACTOR GROUP P06 FACTOR GROUP CB-20
 AVG WEEKDAY VOL 4627 X SEASONAL ADJ. FACTOR 1.0000 = 4627 X AXLE CORR FACTOR 0.9678 = ESTIMATED AVG DAILY TRAFFIC 4478

PEAK HOUR PERCENTAGES: K = 11.04 D = 100.00
 PEAK HOUR LOCATION : VOLUME = 511 DATE: 12/11/19 TIME: 04:30 PM